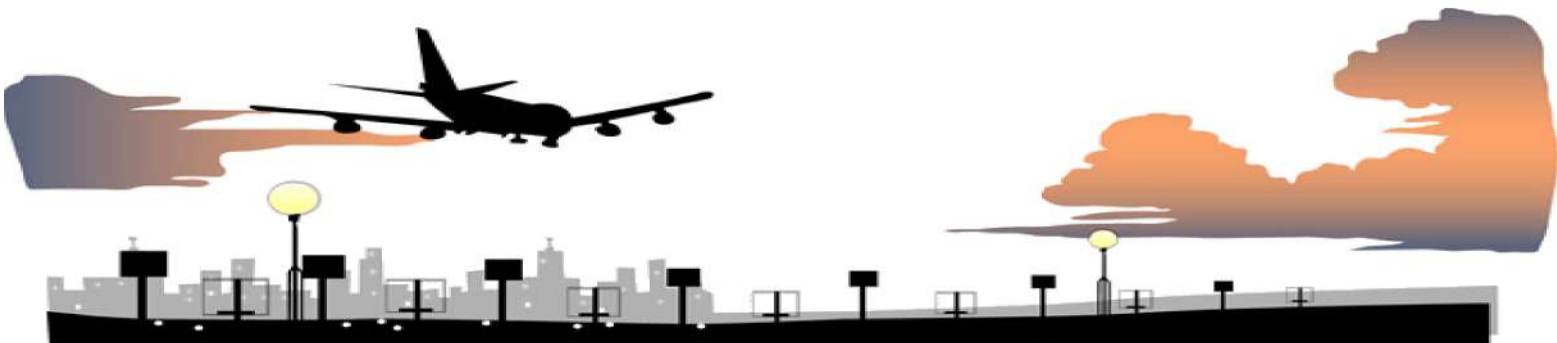


ภาคผนวก ค

สำเนาใบรับรองการสอบเทียบเครื่องมือการตรวจวัด



รายการใบรับรองสอบเทียบเครื่องมือหลักประจำห้องปฏิบัติการสำหรับวิเคราะห์คุณภาพสิ่งแวดล้อม

No.	Instrument/Equipment	Parameter	Manufacturer	Model/Serial No.	Calibrator	Certification No.	Date of Calibration	Due date of Calibration	Remark
Ambient									
1	Orifice Transfer Standard Calibrator	Total Suspended Particulate (TSP) Particulate Matter < 10 µm (PM <sub>10</sub> )	Andersen Instruments, Inc.	G25A 1901	Tisch Environmental, Inc.	05072022	5 Jul 22	4 Jul 24	-
2	U-Tube Manometer	Total Suspended Particulate (TSP) Particulate Matter < 10 µm (PM <sub>10</sub> )	Dwyer	1221-36-W/M -	Technology Promotion Association (Thailand-Japan)	23P1401	9 May 23	8 May 24	-
3	Flow Meter	Particulate Matter Less Than	Mesa Labs	DeltaCal DC1 159822	Innovative Instrument Co., Ltd.	22-AFM-140	7 Sep 22	6 Sep 23	-
4	Aneroid Barometer	Total Suspended Particulate (TSP) Particulate Matter < 10 µm (PM <sub>10</sub> ) Particulate Matter Less Than	Barigo, Germany	-	Technology Promotion Association (Thailand-Japan)	23P1857	2 Jun 23	1 Jun 24	-
5	Dial Thermo-Hygrometer	Total Suspended Particulate (TSP) Particulate Matter < 10 µm (PM <sub>10</sub> ) Particulate Matter Less Than	Barigo, Germany	-	Technology Promotion Association (Thailand-Japan)	23H1201	5 Jun 23	5 Jun 24	-
6	Nitrogen Dioxide Analyzer	Nitrogen Dioxide	Thermo	42i 1201778105	UAE Consultant Co., Ltd.	13022023	13 Feb 23	12 Feb 24	-
7	Nitrogen Dioxide Analyzer	Nitrogen Dioxide	Thermo Environmental Instrument	42i CM19050150	UAE Consultant Co., Ltd.	16012023	16 Jan 23	15 Jan 24	-
8	Nitrogen Dioxide Analyzer	Nitrogen Dioxide	Thermo	42i CM19050149	UAE Consultant Co., Ltd.	09012023	9 Jan 23	8 Jan 24	-
9	Standard Gases (Mixture)	Nitrogen Dioxide	Airgas	EB0143262 2015PSIG	Airgas an Air Liquide company	E04NI99E15A01D3	21 Jun 21	21 Jun 24	-
10	Carbon Monoxide Analyzer	Carbon Monoxide	Thermo	48i CM08140003	UAE Consultant Co., Ltd.	18012023	18 Jan 23	17 Jan 24	-
11	Carbon Monoxide Analyzer	Carbon Monoxide	Thermo	48i 1180540068	UAE Consultant Co., Ltd.	21022023	21 Feb 23	20 Feb 24	-

รายการใบรับรองสอบเทียบเครื่องมือหลักประจำห้องปฏิบัติการสำหรับวิเคราะห์คุณภาพสิ่งแวดล้อม

No.	Instrument/Equipment	Parameter	Manufacturer	Model/Serial No.	Calibrator	Certification No.	Date of Calibration	Due date of Calibration	Remark
12	Carbon Monoxide Analyzer	Carbon Monoxide	Horiba	APMA-370 YRLHTB7G	UAE Consultant Co.,Ltd.	08022023	8 Feb 23	7 Feb 24	-
13	Standard Gases (Mixture)	Carbon Monoxide	Airgas	EB0143262 2015PSIG	Airgas an Air Liquide company	E04NI99E15A01D3	21 Jun 21	21 Jun 24	-
14	Total Hydrocarbons Analyzer	Total Hydrocarbons	HORIBA	APHA-370 KWWW1R96	UAE Consultant Co.,Ltd.	15022023	15 Feb 23	14 Feb 24	-
15	Total Hydrocarbons Analyzer	Total Hydrocarbons	HORIBA	APHA-370 RATEJBXS	UAE Consultant Co.,Ltd.	08022023	8 Feb 23	7 Feb 24	-
16	Total Hydrocarbons Analyzer	Total Hydrocarbons	HORIBA	APHA-370 GY21PTED	UAE Consultant Co.,Ltd.	20022023	20 Feb 23	19 Feb 24	-
17	Standard Gas	Total Hydrocarbons	Linde	D824432	Linde	09042013	4 Aug 20	4 Aug 28	-
18	Wind Speed/Wind Direction	WS/WD	Scarlet Tech Ltd.	WL-21 2111DR0041	Thai Meteorological Department	143/23	31 Mar 23	30 Mar 24	-
19	Wind Speed/Wind Direction	WS/WD	Scarlet Tech Ltd.	WL-21 2111DR0052	Thai Meteorological Department	178/23	10 Apr 23	9 Apr 24	-
20	Wind Speed/Wind Direction	WS/WD	Scarlet Tech Ltd.	WL-21 2111DT0058	Thai Meteorological Department	162/23	11 Apr 23	10 Apr 24	-
21	Sound Level Calibrator (Acoustic Calibrator)	Calibrate Sound Level Meter	Svantek	SV35A 73249	Innovative Instrument Co.,Ltd.	23-ACT-111	27 Jun 23	26 Jun 24	-
22	Sound Level Meter	$L_{Aeq\ 24\ hours}$ , $L_{Aeq\ 1\ hour}$ , $L_{Amax}$ , $L_{Adn}$	Larson Davis	LxT2 0005286	Sithiporn Associates Co., Ltd.	ACL22081	25 Jan 22	25 Jan 24	-
23	Sound Level Meter	$L_{Aeq\ 24\ hours}$ , $L_{Aeq\ 1\ hour}$ , $L_{Amax}$ , $L_{Adn}$	Larson Davis	LxT2 0005289	Sithiporn Associates Co., Ltd.	ACL22082	25 May 22	24 May 24	-
24	Sound Level Meter	$L_{Aeq\ 24\ hours}$ , $L_{Aeq\ 1\ hour}$ , $L_{Amax}$ , $L_{Adn}$	Larson Davis	LxT2 0005400	Innovative Instrument Co.,Ltd.	22-ACT-036	21 Jan 22	20 Jan 24	-

รายการใบรับรองสอบเทียบเครื่องมือหลักประจำห้องปฏิบัติการสำหรับวิเคราะห์คุณภาพสิ่งแวดล้อม

No.	Instrument/Equipment	Parameter	Manufacturer	Model/Serial No.	Calibrator	Certification No.	Date of Calibration	Due date of Calibration	Remark
Water									
25	pH Meter	ค่าความเป็นกรด-ด่าง (pH)	Mettler-Toledo	Seven Easy S20 / 1231155210	National Food Institute, Ministry of Industry, Thailand	2301846-001-01	24 Feb 23	23 Feb 24	-
26	pH Meter		Mettler-Toledo	Seven Easy S20 / 1230525212	National Food Institute, Ministry of Industry, Thailand	2302181-001-01	24 Mar 23	22 Mar 24	-
27	Conductivity Meter	การนำไฟฟ้า (Conductivity)	SI Analytics	Lab955 / 16300356	DKSH Technology Limited	C24230059	16 Mar 23	14 Mar 24	-
28	Analytical Balance (Repeatability 0.1 mg)	Oil & Grease (น้ำมันและไขมัน)	Mettler-Toledo	XSR204 / C117635043	National Food Institute, Ministry of Industry, Thailand	2302827-001-01	10 May 23	8 May 24	-
29	UV-VIS Spectrophotometer	ความขุ่น (Turbidity) ไนเตรท-ไนโตรเจน (Nitrate-Nitrogen : NO <sub>3</sub> -N)	Agilent Technologies	Cary60 G6860A / MY15410009	DQE Services Co.,Ltd.	SP23-021	20 May 23	18 May 24	-
30	UV-VIS Spectrophotometer	ฟอสเฟต-ฟอสฟอรัส (Phosphate-Phosphorus : P) ซัลเฟต(Sulfate :SO <sub>4</sub> <sup>2-</sup> ), ไนเตรด(Nitrate: NO <sub>3</sub> <sup>-</sup> )	Hitachi	U-1900 / 2021-064	DQE Services Co.,Ltd.	SP23-007	6 Jan 23	5 Jan 24	-
31	UV-VIS Spectrophotometer	ซีโอดี (Chemical Oxygen Demand : COD)	Hitachi	U-2900 / 21E22-009	DQE Services Co.,Ltd.	SP23-008	6 Jan 23	5 Jan 24	-
32	Atomic Absorption Spectrometer (AAS)	เหล็ก (Iron: Fe) แมงกานีส (Manganese : Mn)	Agilent Technologies	System ID:G8432A AA240FS / MY13160001	Thailand Institute of Scientific and Technological Research(TISTR)	MTC.ACL.No. 387/66	2 Feb 23	1 Feb 24	-
33	Analytical Balance (Repeatability 0.01 mg)	ของแข็งที่ละลายน้ำได้ทั้งหมด (Total Dissolved Solids : TDS)  ของแข็งแขวนลอย (Suspended Solids : SS)	Mettler-Toledo	XSR205DU / C009071872	Technology Promotion Association (Thailand-Japan)	23MM112	26 Apr 23	24 Apr 24	-
34	Analytical Balance (Repeatability 0.01 mg)		Mettler-Toledo	XSR205DU / C210685394	Technology Promotion Association (Thailand-Japan)	23MM113	26 Apr 23	24 Apr 24	-
35	Hot Air Oven		Memmert	UF55 / B222.2772	Thermology Co., Ltd.	23/2801	19 Jul 23	17 Jul 24	-



รายการใบรับรองสอบเทียบเครื่องมือหลักประจำห้องปฏิบัติการสำหรับวิเคราะห์คุณภาพสิ่งแวดล้อม

No.	Instrument/Equipment	Parameter	Manufacturer	Model/Serial No.	Calibrator	Certification No.	Date of Calibration	Due date of Calibration	Remark
36	BOD Incubator	ความต้องการออกซิเจนทางชีวภาพ (Biochemical Oxygen Demand : BOD)	Arco	UC4-1320 / (UAE.WAO.015/2561)	Technology Promotion Association (Thailand-Japan)	23TM249	15 Feb 23	14 Feb 24	-
37	BOD Incubator		Arco	UC4-1320 / (UAE.WAO.015/2561)	Technology Promotion Association (Thailand-Japan)	23TM249	15 Feb 23	14 Feb 24	-
38	COD Reactor (Heating Block)	ซีโอดี (Chemical Oxygen Demand : COD)	Hanna	HI839800 / 1147807	Hanna Instruments (Thailand) Ltd.	HIT-2318-0547	28 Apr 23	26 Apr 24	-
39	COD Reactor (Heating Block)		Hanna	HI839800-02 / H018500I	Hanna Instruments (Thailand) Ltd.	HIT-2312-0342	10 Mar 23	9 Mar 24	
40	Digester Unit	ทีเคเอ็น (Total Kjeldahl Nitrogen : TKN)	FOSS TECATOR	2520auto / 91794469	National Food Institute, Ministry of Industry, Thailand	2302413-001-01	30 Mar 23	28 Mar 24	-
41	Incubator (Cooled Incubator)	แบคทีเรียกลุ่มโคลิฟอร์มทั้งหมด (Total Coliform Bacteria)  แบคทีเรียกลุ่มฟิคอลโคลิฟอร์ม (Fecal Coliform Bacteria)  <i>E.Coli</i>	Memmert	IPP 260 / V616.0066	Technology Promotion Association (Thailand-Japan)	23TM728	27 Apr 23	25 Apr 24	-
42	Incubator (Cooled Incubator)		Memmert	IPP 260 / V615.0187	Technology Promotion Association (Thailand-Japan)	23TM378	12 Apr 23	10 Apr 24	-
43	Water Bath		Memmert	WNE 14 / L414.1410	Technology Promotion Association (Thailand-Japan)	23TM377	12 Apr 23	10 Apr 24	-
44	Analytical Balance		OHAUS	PX623 / C236754745	DKSH (Thailand) Ltd.	C01223732	9 Dec 22	8 Dec 23	-
45	Auto Clave		ALP	CL-40L / 810010	SPC Calibration Center	C11230106	9 Jun 23	7 Jun 24	-

**RECALIBRATION**
**DUE DATE:**
**July 5, 2023**

# Certificate of Calibration

**Calibration Certification Information**

Cal. Date: July 5, 2022	Rootsmeter S/N: 438320	Ta: 297 °K
Operator: Jim Tisch	Pa: 750.1 mm Hg	
Calibration Model #: G25A	Calibrator S/N: 1901	

Run	Vol. Init (m3)	Vol. Final (m3)	ΔVol. (m3)	ΔTime (min)	ΔP (mm Hg)	ΔH (in H2O)
1	1	2	1	1.3540	3.3	2.00
2	3	4	1	0.9650	6.4	4.00
3	5	6	1	0.8640	8.0	5.00
4	7	8	1	0.8200	8.9	5.50
5	9	10	1	0.6780	12.9	8.00

**Data Tabulation**

Vstd (m3)	Qstd (x-axis)	$\sqrt{\Delta H \left( \frac{Pa}{Pstd} \right) \left( \frac{Tstd}{Ta} \right)}$ (y-axis)	Va	Qa (x-axis)	$\sqrt{\Delta H \left( \frac{Ta}{Pa} \right)}$ (y-axis)
0.9859	0.7281	1.4073	0.9956	0.7353	0.8899
0.9818	1.0174	1.9902	0.9915	1.0274	1.2585
0.9797	1.1339	2.2251	0.9893	1.1451	1.4071
0.9785	1.1933	2.3337	0.9881	1.2050	1.4757
0.9732	1.4354	2.8146	0.9828	1.4496	1.7798
<b>QSTD</b>	m=	<b>1.98897</b>	<b>QA</b>	m=	<b>1.24546</b>
	b=	<b>-0.03691</b>		b=	<b>-0.02334</b>
	r=	<b>0.99996</b>		r=	<b>0.99996</b>

**Calculations**

$Vstd = \Delta Vol((Pa - \Delta P)/Pstd)(Tstd/Ta)$	$Va = \Delta Vol((Pa - \Delta P)/Pa)$
$Qstd = Vstd/\Delta Time$	$Qa = Va/\Delta Time$
<b>For subsequent flow rate calculations:</b>	
$Qstd = 1/m \left( \sqrt{\Delta H \left( \frac{Pa}{Pstd} \right) \left( \frac{Tstd}{Ta} \right)} - b \right)$	$Qa = 1/m \left( \sqrt{\Delta H \left( \frac{Ta}{Pa} \right)} - b \right)$

**Standard Conditions**

Tstd:	298.15 °K
Pstd:	760 mm Hg
<b>Key</b>	
ΔH: calibrator manometer reading (in H2O)	
ΔP: rootsmeter manometer reading (mm Hg)	
Ta: actual absolute temperature (°K)	
Pa: actual barometric pressure (mm Hg)	
b: intercept	
m: slope	

**RECALIBRATION**

US EPA recommends annual recalibration per 1998 40 Code of Federal Regulations Part 50 to 51, Appendix B to Part 50, Reference Method for the Determination of Suspended Particulate Matter in the Atmosphere, 9.2.17, page 30

Tisch Environmental, Inc.  
145 South Miami Avenue  
Village of Cleves, OH 45002

[www.tisch-env.com](http://www.tisch-env.com)

TOLL FREE: (877)263-7610

**เอกสารไม่ควบคุม**


TECHNOLOGY PROMOTION ASSOCIATION (THAILAND-JAPAN)  
CORPORATE SERVICES 3: EQUIPMENT CALIBRATION AND TESTING SERVICES  
534/4 PATTANAKARN ROAD SOI 18, SUANLUANG, SUANLUANG, BANGKOK 10250  
TEL. 0-2717-3000-24 FAX. 0-2719-9484

**Certificate of Calibration**

Certificate No. : 23P1401

Page : 1 of 2

Equipment : U-Tube Manometer

Manufacturer: Dwyer

Model : 1221-36-W/M

Serial No.: -

ID No.: UAE.EFM.022/2560

Condition As-Received: Used Item

Received Date: 26 April 2023

Calibration Date: 09 May 2023

Reference: 2304-0703WSC

Submitted by: United Analyst and Engineering Consultant Co.,Ltd.

Ambient Temperature: ( 23 ± 2 ) °C

Relative Humidity: ( 50 ± 15 ) %

Atmospheric Pressure: 1010 mbar

81 Soi Udomsuk 41, Sukhumvit Road, Bangchak,  
Phrakhanong, Bangkok 10260

**Procedure used:** The calibration was conducted by direct comparison method against Pressure Measuring Instruments Standard according to in-house calibration procedure CP-P04, using " DKD-R 6-1 ; Calibration of Pressure Gauges, Edition 03/2014 " as a guidelines.

**Condition of this result of calibration**

1.Reference standards instruments :

Instrument	Model	Serial No.	Certificate No.	Due Date
1) Pressure Calibrator	PC106P	1189	MP-0137-22	24 Aug 2023
2.This result of calibration was made on requested at the point specified by customer,				
3.Scale and conversion factor is 1 kPa = 4.0146293 inH2O				
4.This instrument was used clean air and oil as pressure media.				
5.This instrument was calibrated by applied pressure to high-port (+) side and low-port (-) side open to atmospheric pressure.				
6.This instrument was installed in vertical orientation and top of the pressure port was used as the reference level.				
7.The certificate is valid only to the item calibrated on date and place of calibration.				
8.This Certification is traceable to the International System of Unit maintained through:-				
-National Institute of Metrology Thailand (NIMT)				

Calibrated by : Suwit Aussarree  
Issue Date : 11 May 2023

Approved Signatory :

[ ] Sura Suwannasri  
[x] Attapol Panurach

**เอกสารไม่ควบคุม**

B 0314241



Cert.No.: 23P1401  
Page: 2 of 2

Result of calibration:- Without adjustment  
Function:- Pressure Measurement  
Increasing Pressure

Range : 0 inH<sub>2</sub>O to 36 inH<sub>2</sub>O  
Scale Interval : 0.1 inH<sub>2</sub>O (The Fifth Estimate )

UUC Indication				
Applied Pressure	High-port side	Low-port side	$\Delta P$	Error
(inH <sub>2</sub> O)	(inH <sub>2</sub> O)	(inH <sub>2</sub> O)	(inH <sub>2</sub> O)	(inH <sub>2</sub> O)
0.00	0.00	0.00	0.00	0.00
2.00	1.00	-0.98	1.98	-0.02
4.00	2.00	-1.98	3.98	-0.02
6.00	3.00	-2.98	5.98	-0.02
8.00	4.00	-3.98	7.98	-0.02
10.00	5.00	-4.98	9.98	-0.02
12.00	6.00	-6.00	12.00	0.00
14.00	7.00	-7.00	14.00	0.00
16.00	8.00	-8.00	16.00	0.00
18.00	9.00	-9.00	18.00	0.00
20.00	10.00	-10.00	20.00	0.00
22.00	11.00	-11.00	22.00	0.00
24.00	12.02	-12.00	24.02	0.02
26.00	13.02	-13.00	26.02	0.02
28.00	14.02	-14.00	28.02	0.02
30.00	15.04	-15.00	30.04	0.04
32.00	16.04	-16.00	32.04	0.04
34.00	17.02	-17.00	34.02	0.02
35.80	18.00	-17.96	35.96	0.16

The uncertainty of measurement was  $\pm 0.11$  inH<sub>2</sub>O

\* UUC = Unit Under Calibration

\*  $\Delta P$  = High-port side - Low-port side

The reported uncertainty of measurement was based on a standard uncertainty multiplied by a coverage factor  $k = 2$ , providing a level of confidence of approximately 95 %.

-oOo-

Attapol P.

เอกสารไม่ควบคุม  
a 1160340

INNOVATIVE INSTRUMENT CALIBRATION LAB  
INNOVATIVE INSTRUMENT CO., LTD. HEAD OFFICE  
7/139 MOO 13, SOI SUNTINAKORN 11 TAMBON BANG KAE0,  
AMPHOE BANG PHU SAMUT PRAKAN PROVINCE 10540 THAILAND  
TEL : (66)0-2116-5860-1 FAX: (66)0-2116-7140



Page 1/2

### Certificate of Calibration

Customer : UNITED ANALYST AND ENGINEERING CONSULTANT CO., LTD.  
Name : 81 Soi Udomsuk 41, Sukhumvit Road, Bangchak, Prakanong,  
Address : Bangkok 10260  
Certificate No : 22-AFM-140  
Request No : Req-2022-1607

#### Unit Under Calibration Details

Measurement Item : Air Flow meter  
Manufacturer : BGI  
Model : Delta Cal DC1  
Serial Number : 159822  
ID : UAE.EFM.039/2561  
Location of Calibration : LAB 4 AIR VELOCITY METER  
Sensor Model : -  
Sensor Serial Number : -

#### Calibration Environment and Details

Temperature :  $23^{\circ}\text{C} \pm 3^{\circ}\text{C}$   
Humidity :  $55\% \text{RH} \pm 20\% \text{RH}$   
Barometric Pressure :  $1013 \text{ hPa} \pm 10 \text{ hPa}$   
Received Date : 22 August 2022  
Calibration Date : 7 September 2022  
Calibration Procedure : In-house method CP-AFM-01 by Comparison technique with Standard Primary Flow Calibrator

Reference Standard	Model	Serial Number	Traceable	Due Calibration
Air Flow Meter	Gilibrator 3 High Flow	18501012012	Sensidyne	15 June 2023

#### Traceability :

This certificate provides traceability of measurement to recognized national standard, and to the realization of the international System of Units (SI)

#### Note :

The reported uncertainty is based on standard uncertainty multiplied by the Coverage Factor  $k=2$ , providing a level of confidence approximately 95 %.

Calibration By :  
Mr. Noppadon Luangart  
Service Calibration Engineer

Approved By :  
Mr. Pacit Mathavorn  
Calibration Engineer Supervisor

Issue Date : 7 September 2022

The results related only to the item calibrated. The certificate shall not be reproduced except in full, without written approval of the Innovative Instrument Co., Ltd.

FM-708-AFM-01 Rev.00 Issue date 01/07/19

เอกสารไม่ควบคุม

Certificate No : 22-AFM-140

Request No : Req-2022-1607

Result of Calibration :

Flow Setting	STD Flow Reading	UUC Flow Reading	Correction Flow	Uncertainty
(LPM)	(LPM)	(LPM)	(LPM)	(LPM)
14.5	14.50	14.57	-0.07	0.21
15.0	15.00	15.09	-0.09	0.22
15.8	15.80	15.88	-0.08	0.23
16.6	16.60	16.67	-0.07	0.24
18.3	18.30	18.40	-0.10	0.26

Note

STD : Standard

UUC : Unit Under Calibration

Calibration media : Air

\* Indicates non accredited

End of Certificate

The results related only to the item calibrated. The certificate shall not be reproduced except in full, without written approval of the Innovative Instrument Co., Ltd.

FM-708-AFM-01 Rev.00 Issue date 01/07/19

เอกสารไม่ควบคุม

Certificate of Calibration

Certificate No : 22-TPM-379

Request No : Req-2022-1607

Page : 1/2

Customer

Name : UNITED ANALYST AND ENGINEERING CONSULTANT  
CO., LTD.

Address : 81 Soi Udomsuk 41, Sukhumvit Road, Bangchak, Prakanong,  
Bangkok 10260

Unit Under Calibration Details

Calibration Parameter : Temperature

Instrument Name : Air Flow meter

Manufacturer : BGI

Model : Delta Cal DC1

Serial Number : 159822

Resolution : 0.1 °C

ID Number : UAE.EFM.039/2561

Range Calibration : 20 °C to 45 °C

Type of Sensor : RTD

Sensor Diameter (mm) : 3

Calibration Position (mm) : 45

Instrument Status : Used

Calibration Environment and Details

Temperature : 23 °C ± 3 °C

Humidity : 55 %RH ± 15 %RH

Received Date : 22 August 2022

Calibrated Date : 7 September 2022

Calibration Procedure : In-house method CP-TPM-01 by Comparison with Standard Thermometer.

Reference Standard

Digital Thermometer with Sensor, Manufacturer: GINGO/GINGO, Model: GT11/ RTD100, SN:  
08000057, ID: 02-TPM Which was calibrated on 10 March 2022, Calibration Certificate No. : QR22-0578

Traceability

This Certificate is traceable to SI Unit through Quality Reborn Co., Ltd., NSC-ONSC Accreditation No.:  
Calibration 0292

Note

The reported uncertainty is based on standard uncertainty multiplied by the Coverage Factor  $k=2$ , providing a level of confidence  
approximately 95 %.

Approved By :

Mr. Pacit Mathavorn

Calibration Engineer Supervisor

Issue Date :

7 September 2022

The results related only to the item calibrated. The certificate shall not be reproduced except in full, without written approval of the Innovative Instrument Co., Ltd.

FM-708-TPM-01 Rev.01 Issue date 13/02/20

เอกสารไม่ควบคุม





Calibration Note

UUC Adjustment : Not Adjust

Certificate No : 22-TPM-379

Request No : Req-2022-1607

Page : 2/2

Result of Calibration :

UUC Sensor	Standard Temperature (°C)	UUC Reading (°C)	Correction (°C)	Uncertainty (± °C)
Ta	20.004	20.0	0.0	0.14
	25.003	24.9	+ 0.1	0.14
	30.001	30.0	0.0	0.14
	35.002	34.9	+ 0.1	0.14
	40.002	39.8	+ 0.2	0.14
	45.005	45.0	0.0	0.14
Tf	20.004	20.1	- 0.1	0.14
	25.003	24.9	+ 0.1	0.14
	30.001	29.9	+ 0.1	0.14
	35.002	34.9	+ 0.1	0.14
	40.002	39.9	+ 0.1	0.14
	45.005	45.2	- 0.2	0.14

End of Certificate

Calibrated By :

Mr. Noppadon Luangart

The results related only to the item calibrated. The certificate shall not be reproduced except in full, without written approval of the Innovative Instrument Co., Ltd.

FM-708-TPM-01 Rev.01 Issue date 13/02/20

เอกสารไม่ควบคุม



TECHNOLOGY PROMOTION ASSOCIATION (THAILAND-JAPAN)  
CORPORATE SERVICES 3: EQUIPMENT CALIBRATION AND TESTING SERVICES  
534/4 PATTANAKARN ROAD SOI 18, SUANLUANG, SUANLUANG, BANGKOK 10250  
TEL. 0-2717-3000-24 FAX. 0-2719-9484



Certificate of Calibration

Certificate No. : 23P1857

Page : 1 of 2

Equipment : Aneroid Barometer

Manufacturer: Barigo

Model : -

Serial No.: -

ID No.: UAE.ANV.151/2550

Condition As-Received: Used Item

Received Date: 26 May 2023

Calibration Date: 02 June 2023

Reference: 2305-0919WSC

Submitted by: United Analyst and Engineering Consultant Co.,Ltd.

Ambient Temperature: ( 23 ± 2 ) °C

Relative Humidity: ( 50 ± 15 ) %

Atmospheric Pressure: 1007 mbar

81 Soi Udomsuk 41, Sukhumvit Road,  
Bangchak, Phrakhanong, Bangkok 10260

Procedure used: The calibration was conducted by direct comparison method against Pressure Measuring Instruments Standard according to in-house calibration procedure CP-P10, using " DKD-R 6-1 ; Calibration of Pressure Gauges, Edition 03/2014 " as a guidelines.

Condition of this result of calibration

1.Reference standards instruments :

Instrument	Model	Serial No.	Certificate No.	Due Date
1) Standard Barometer	DP1142	1422505046	MP-0094-23	03 May 2024

2.This instrument was installed in vertical orientation and center of the dial was used as the reference level.

3.This result of calibration was made on requested at the point specified by customer.

4.This result of calibration instrument was in absolute pressure.

5.This instrument was used clean air as pressure media.

6.The certificate is valid only to the item calibrated on date and place of calibration.

7.This Certification is traceable to the International System of Unit maintained through:-

-National Institute of Metrology Thailand (NIMT)

Calibrated by : Suksan Khankaew

Issue Date : 08 June 2023

Approved Signatory :

[ ]  
[ ] Sura Suwannasri  
[x] Attapol Panurach

เอกสารไม่ควบคุม  
B 0316957



Cert.No.: 23P1857  
Page: 2 of 2

Result of calibration:- Without adjustment

Range : 960 hPa to 1030 hPa

Function:- Absolute Pressure Measurement

Scale Interval : 1 hPa ( The Fifth Estimate )

Increasing Pressure

Applied Pressure (hPa)	960.27	971.66	982.37	994.32	1001.76	1010.97	1020.99	1030.52
UUC* Indication (hPa)	960.0	970.0	980.0	990.0	1000.0	1010.0	1020.0	1030.0
Error (hPa)	-0.27	-1.66	-2.37	-4.32	-1.76	-0.97	-0.99	-0.52

Decreasing Pressure

Applied Pressure (hPa)	1030.52	1021.07	1011.30	1001.83	992.38	982.43	971.77	960.50
UUC* Indication (hPa)	1030.0	1020.0	1010.0	1000.0	990.0	980.0	970.0	960.0
Error (hPa)	-0.52	-1.07	-1.30	-1.83	-2.38	-2.43	-1.77	-0.50

The uncertainty of measurement was  $\pm 0.30$  hPa

\* UUC = Unit Under Calibration

The reported uncertainty of measurement was based on a standard uncertainty multiplied by a coverage factor  $k = 2$ , providing a level of confidence of approximately 95 %.

-o0o-

Attapol P.

เอกสารไม่ควบคุม  
a 1165501



TECHNOLOGY PROMOTION ASSOCIATION (THAILAND-JAPAN)  
CORPORATE SERVICES 3: EQUIPMENT CALIBRATION AND TESTING SERVICES  
534/4 PATTANAKARN ROAD SOI 18, SUANLUANG, SUANLUANG, BANGKOK 10250  
TEL. 0-2717-3000-24 FAX. 0-2719-9484



## Certificate of Calibration

Certificate No. : 23H1201  
Page : 1 of 2

Equipment : Dial Thermo-Hygrometer

Manufacturer: Barigo

Model : -

Serial No.: -

ID No.: UAE.EMA2.014/2555

Condition As-Received: Used Item

Received Date: 26 May 2023

Calibration Date: 30 May 2023  
to 06 June 2023

Reference: 2305-0919WSC

Ambient Temperature: ( 25  $\pm$  3 ) °C

Relative Humidity: ( 50  $\pm$  20 ) %

This certificate may not be reproduced other than in full,  
except with the prior written approval of the head of  
Corporate Services 3: Equipment Calibration and Testing Services.

Submitted by: United Analyst and Engineering Consultant Co.,Ltd.

81 Soi Udomsuk 41, Sukhumvit Road,  
Bangchak, Phrakhanong, Bangkok 10260

Procedure used: Calibration were conducted using in-house calibration procedure CP-H02 according to comparison with standard chilled mirror sensor for humidity measurement function and comparison with standard temperature probe for temperature measurement function into humidity / temperature chamber.

### Condition of this result of calibration

1.Reference standards instruments :

Instrument	Model	Serial No.	Certificate No.	Due Date
1) Hygro-M2 Dew Point Monitor	5112	2360195	20703	02 Aug 2023
2) Handheld Thermometer With Sensor	1523	3240076	231305	15 Mar 2024

2.The certificate is valid only to the item calibrated on date and place of calibration.

3.This Certification is traceable to the International System of Unit maintained through:-

-National Institute of Standards and Technology (NIST) , The United States of America

-Technology Promotion Association (Thailand-Japan), NSC-ONSC Accredited No. Calibration 0008

Calibrated by : Somchai Dumwor  
Issue Date : 07 June 2023

Approved Signatory :

[✓] Chakrit Vaeuwangua  
[ ] Pornthippa Tameyakul  
[ ] Viporn Tantiyawutti

เอกสารไม่ควบคุม  
B 0316275



Cert. No.: 23H1201  
Page: 2 of 2

Result of Calibration:- Before Adjustment  
Function: Humidity Measurement

Reference Temperature (°C)	Standard Humidity (%R.H.)	UUC* Reading (%R.H.)	Error (%R.H.)	Uncertainty of Measurement (±%R.H.)
25.0	40.1	55	14.9	1.6
25.0	60.0	66	6.0	1.7
25.0	80.0	78	-2.0	1.9

Result of Calibration:- After Adjustment  
Function: Humidity Measurement

Reference Temperature (°C)	Standard Humidity (%R.H.)	UUC* Reading (%R.H.)	Error (%R.H.)	Uncertainty of Measurement (±%R.H.)
25.0	40.1	46	5.9	1.6
25.0	60.0	60	0.0	1.7
25.0	80.0	72	-8.0	1.9

Result of Calibration:- Without Adjustment  
Function: Temperature Measurement

Standard Temperature (°C)	UUC* Reading (°C)	Error (°C)	Uncertainty of Measurement (±°C)
19.987	20.0	0.013	0.72
30.016	30.0	-0.016	0.72
39.944	39.0	-0.944	0.72

UUC\* : Unit Under Calibration

The reported uncertainty of measurement was base on standard uncertainty multiplied by coverage factor k = 2.00, providing confidence level approximately 95%.

-o0o-

เอกสารไม่ควบคุม  
a 1165294



United Analyst and Engineering Consultant Co., Ltd.

3 Soi Udomsuk 41, Sukhumvit Road, Bangchak, Phrakhanong, Bangkok 10260

Tel. 0 2763 2828 Fax 0 2763 2800 www.uaeconsultant.com E-mail: uae@uaeconsultant.com

### MULTI-POINT GAS TEST REPORT

Test Date : Feb 13, 2023

Equipment : Gas Analyzer (NO<sub>2</sub>) Model : 42i  
Manufacturer : Thermo Scientific Serial Number : 1201778105

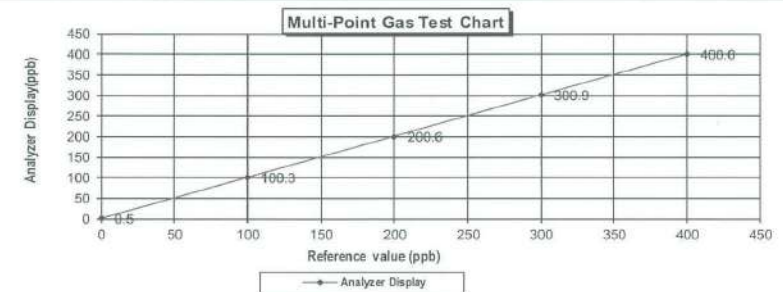
#### Standard Gas Concentration

Sulphur Dioxide (SO <sub>2</sub> )	44.68	PPM	Manufacturer :	Thermo Scientific
Nitric Oxide (NO)	45.94	PPM	Model :	146i
Methane (CH <sub>4</sub> )	-	PPM	Serial Number :	1180540071
Carbon Monoxide (CO)	984.8			
Cylinder No. :	EB0143262			
Expiration Date :	Jun 21, 2024			

#### Dilutor Detail

#### Multi-point gas test data

	Reference Value (ppb)	Analyzer Display (ppb)	Difference Error	Percent Error	[% Error]
Level 1	Zero	0.0	0.50	0.50	0.50
Level 2	20.00%	100.0	0.30	0.30	0.30
Level 3	40.00%	200.0	0.60	0.30	0.30
Level 4	60.00%	300.0	0.90	0.30	0.30
Level 5	80.00%	400.0	0.00	0.00	0.00
Remark : Measuring Range	500.0 ppb		Average Difference (%)		0.28
:Acceptable Limit ± 5%					



Calculated by: [Signature]  
13 / 02 / 66  
13 / Feb / 2023

เอกสารไม่ควบคุม



### MULTI-POINT GAS TEST REPORT

Test Date : Jan 16, 2023

Equipment : Gas Analyzer (NO<sub>2</sub>) Model : 42i  
Manufacturer : Thermo Scientific Serial Number : CM19050150

#### Standard Gas Concentration

Sulphur Dioxide (SO<sub>2</sub>) 44.68 PPM  
Nitric Oxide (NO) 45.94 PPM  
Methane (CH<sub>4</sub>) - PPM  
Carbon Monoxide (CO) 984.8 PPM  
Cylinder No. : EB0143262  
Expiration Date : Jun 21, 2024

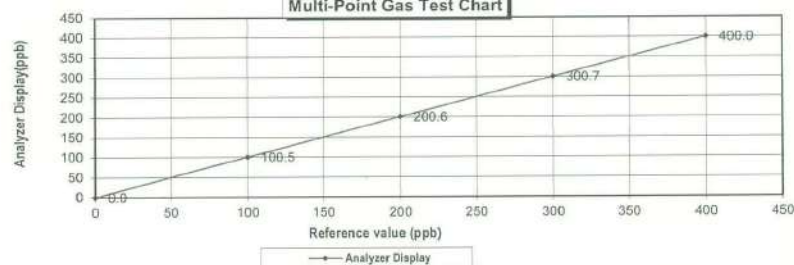
#### Dilutor Detail

Manufacturer : Thermo Scientific  
Model : 146i  
Serial Number : 1180540071

#### Multi-point gas test data

Reference Value (ppb)			Analyzer Display (ppb)	Difference Error	Percent Error	[ % Error ]
Level 1	Zero	0.0	0.0	0.00	0.00	0.00
Level 2	20.00%	100.0	100.5	0.50	0.50	0.50
Level 3	40.00%	200.0	200.6	0.60	0.30	0.30
Level 4	60.00%	300.0	300.7	0.70	0.23	0.23
Level 5	80.00%	400.0	400.0	0.00	0.00	0.00
Remark : Measuring Range 500.0 ppb			Average Difference (%)			0.21

Multi-Point Gas Test Chart



16/01/2023

16 Jan, 2023

### MULTI-POINT GAS TEST REPORT

Test Date : Jan 9, 2023

Equipment : Gas Analyzer (NO<sub>2</sub>) Model : 42i  
Manufacturer : Thermo Scientific Serial Number : CM19050149

#### Standard Gas Concentration

Sulphur Dioxide (SO<sub>2</sub>) 44.68 PPM  
Nitric Oxide (NO) 45.94 PPM  
Methane (CH<sub>4</sub>) - PPM  
Carbon Monoxide (CO) 984.8 PPM  
Cylinder No. : EB0143262  
Expiration Date : Jun 21, 2024

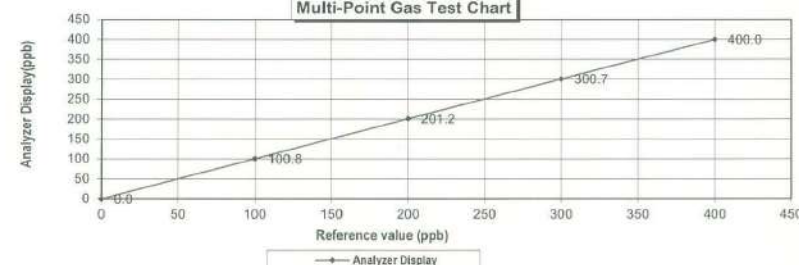
#### Dilutor Detail

Manufacturer : Thermo Scientific  
Model : 146i  
Serial Number : 1180540071

#### Multi-point gas test data

Reference Value (ppb)			Analyzer Display (ppb)	Difference Error	Percent Error	[% Error ]
Level 1	Zero	0.0	0.0	0.00	0.00	0.00
Level 2	20.00%	100.0	100.8	0.80	0.79	0.79
Level 3	40.00%	200.0	201.2	1.20	0.60	0.60
Level 4	60.00%	300.0	300.7	0.70	0.23	0.23
Level 5	80.00%	400.0	400.0	0.00	0.00	0.00
Remark : Measuring Range			500.0 ppb	Average Difference (%)		0.32

Multi-Point Gas Test Chart



9/1/2023

9 Jan, 2023





Airgas Specialty Cases  
Airgas USA, LLC  
630 United Drive  
Durham, NC 27713  
Airgas.com

## CERTIFICATE OF ANALYSIS

### Grade of Product: EPA Protocol

Part Number: E04NI99E15A01D3  
Cylinder Number: EB0143262  
Laboratory: 124 - Durham (SAP) - NC  
PGVP Number: B22021  
Gas Code: CO,NO,NOX,SO2,BALN

Reference Number: 122-402135167-1  
Cylinder Volume: 144.4 CF  
Cylinder Pressure: 2015 PSIG  
Valve Outlet: 660  
Certification Date: Jun 21, 2021

Expiration Date: Jun 21, 2024

Certification performed in accordance with "EPA Traceability Protocol for Assay and Certification of Gaseous Calibration Standards (May 2012)" document EPA 600/R-12/531, using the assay procedures listed. Analytical Methodology does not require correction for analytical interference. This cylinder has a total analytical uncertainty as stated below with a confidence level of 95%. There are no significant impurities which affect the use of this calibration mixture. All concentrations are on a mole/mole basis unless otherwise noted.

Do Not Use This Cylinder below 100 psig, i.e. 0.7 megapascals.

ANALYTICAL RESULTS					
Component	Requested Concentration	Actual Concentration	Protocol Method	Total Relative Uncertainty	Assay Dates
NOX	45.00 PPM	45.96 PPM	G1	+/- 1.4% NIST Traceable	06/14/2021, 06/21/2021
NITRIC OXIDE	45.00 PPM	45.94 PPM	G1	+/- 1.4% NIST Traceable	06/14/2021, 06/21/2021
SULFUR DIOXIDE	45.00 PPM	44.88 PPM	G1	+/- 1.0% NIST Traceable	06/14/2021, 06/21/2021
CARBON MONOXIDE	1000 PPM	984.8 PPM	G1	+/- 0.7% NIST Traceable	06/14/2021
NITROGEN	Balance				

CALIBRATION STANDARDS					
Type	Lot ID	Cylinder No	Concentration	Uncertainty	Expiration Date
NTRM	20061120	CC708068	49.82 PPM NITRIC OXIDE/NITROGEN	+/- 1.0%	Feb 02, 2025
PRM	12386	D685026	9.01 PPM NITROGEN DIOXIDE/AIR	+/- 2.0%	Feb 20, 2020
GMIS	401423838102	CC505581	4.348 PPM NITROGEN DIOXIDE/NITROGEN	+/- 2.1	Feb 18, 2023
NTRM	16011043	CC473277	49.02 PPM SULFUR DIOXIDE/NITROGEN	+/- 0.8%	Jun 17, 2022
NTRM	14080119	CC434277	990.9 PPM CARBON MONOXIDE/NITROGEN	+/- 0.6%	Nov 16, 2025

The SRM, PRM or RGM noted above is only in reference to the GMIS used in the assay and not part of the analysis.

ANALYTICAL EQUIPMENT		
Instrument/Make/Model	Analytical Principle	Last Multipoint Calibration
Nicolet 6700 AHR0801333 CO	FTIR	Jun 03, 2021
Nicolet 6700 AHR0801333 NO	FTIR	Jun 03, 2021
Nicolet 6700 AHR0801333 NO2	FTIR	Jun 03, 2021
Nicolet 6700 AHR0801333 SO2	FTIR	Jun 03, 2021

Triad Data Available Upon Request

NOTES: PO #5221002807

GROSS WT: 28.40kg

NET WT: 4.73kg



The analytical test results reported on this certificate relate only to the cylinder number specified above. This concludes the test report.

Approved for Release



CERT 3082.01

เอกสารไม่ควบคุม



United Analyst and Engineering Consultant Co., Ltd.

3 Soi Udumsuk 41, Sukhumvit Road, Bangchak, Phrakhanong, Bangkok 10260

Tel. 0 2763 2828 Fax 0 2763 2800 www.uaeconsultant.com E-mail: uae@uaeconsultant.com

## MULTI-POINT GAS TEST REPORT

Test Date : Jan 18, 2023

Equipment : Gas Analyzer (CO) Model : 48i  
Manufacturer : Thermo Scientific Serial Number : CM08140003

### Standard Gas Concentration

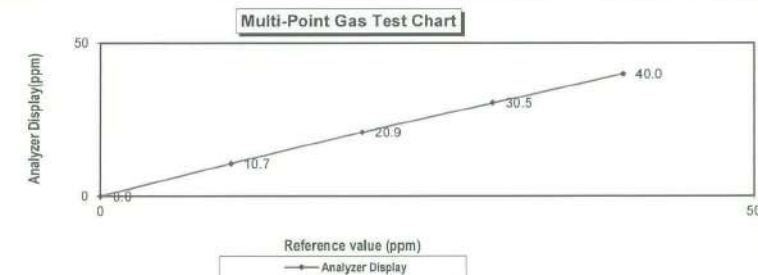
Sulphur Dioxide (SO <sub>2</sub> )	44.68	PPM	Manufacturer :	Thermo Scientific
Nitric Oxide (NO)	45.94	PPM	Model :	146i
Methane (CH <sub>4</sub> )	-	PPM	Serial Number :	1180540071
Carbon Monoxide (CO)	984.8	PPM		
Cylinder No. :	EB0143262			
Expiration Date :	Jun 20, 2024			

### Dilutor Detail

### Multi-point gas test data

	Reference Value (ppm)		Analyzer Display (ppm)	Difference Error	Percent Error	[% Error]
Level 1	Zero	0.0	0.0	0.0	0.0	0.0
Level 2	20.00%	10.0	10.7	0.7	6.5	6.5
Level 3	40.00%	20.0	20.9	0.9	4.3	4.3
Level 4	60.00%	30.0	30.5	0.5	1.6	1.6
Level 5	80.00%	40.0	40.0	0.0	0.0	0.0
Remark : Measuring Range		50.0 ppm	Average Difference (%)		2.50	

:Acceptable Limit  $\pm 5\%$



18/01/2023

19 Jan 2023

### MULTI-POINT GAS TEST REPORT

Test Date : Feb 21, 2023

Equipment : Gas Analyzer (CO) Model : 48i  
Manufacturer : Thermo Scientific Serial Number : 1180540068

#### Standard Gas Concentration

Sulphur Dioxide (SO<sub>2</sub>) 44.68 PPM  
Nitric Oxide (NO) 45.94 PPM  
Methane (CH<sub>4</sub>) - PPM  
Carbon Monoxide (CO) 984.8 PPM  
Cylinder No. : EB0143262  
Expiration Date : Jun 20, 2024

#### Dilutor Detail


Manufacturer : Thermo Scientific  
Model : 146i  
Serial Number : 1180540071

#### Multi-point gas test data

	Reference Value (ppm)	Analyzer Display (ppm)	Difference Error	Percent Error	[% Error]
Level 1	Zero	0.0	0.0	0.0	0.0
Level 2	20.00%	10.0	10.4	0.4	3.8
Level 3	40.00%	20.0	20.7	0.7	3.4
Level 4	60.00%	30.0	30.3	0.3	1.0
Level 5	80.00%	40.0	40.0	0.0	0.0
Remark : Measuring Range	50.0 ppm		Average Difference (%)		1.64

:Acceptable Limit  $\pm 5\%$

#### Multi-Point Gas Test Chart



01 / 02 / 66

22 Feb, 2023

### MULTI-POINT GAS TEST REPORT

Test Date : Feb 8, 2023

Equipment : Gas Analyzer (CO) Model : APMA-370  
Manufacturer : HORIBA Serial Number : YRLHTB7G

#### Standard Gas Concentration

Sulphur Dioxide (SO<sub>2</sub>) 44.68 PPM  
Nitric Oxide (NO) 45.94 PPM  
Methane (CH<sub>4</sub>) - PPM  
Carbon Monoxide (CO) 984.8 PPM  
Cylinder No. : EB0143262  
Expiration Date : Jun 20, 2024

#### Dilutor Detail

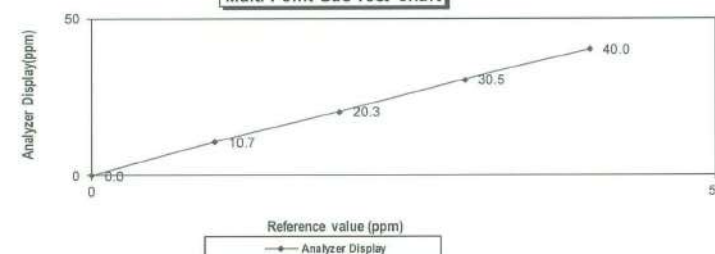
Manufacturer : Thermo Scientific  
Model : 146i  
Serial Number : 1180540071

#### Multi-point gas test data

	Reference Value (ppm)	Analyzer Display (ppm)	Difference Error	Percent Error	[% Error]
Level 1	Zero	0.0	0.0	0.0	0.0
Level 2	20.00%	10.0	10.7	0.7	6.5
Level 3	40.00%	20.0	20.3	0.3	1.5
Level 4	60.00%	30.0	30.5	0.5	1.6
Level 5	80.00%	40.0	40.0	0.0	0.0
Remark : Measuring Range	50.0 ppm		Average Difference (%)		1.93

:Acceptable Limit  $\pm 5\%$

#### Multi-Point Gas Test Chart



8 / 02 / 66

8 Feb, 2023





Airgas Specialty Cases  
Airgas USA, LLC  
630 United Drive  
Durham, NC 27713  
Airgas.com

## CERTIFICATE OF ANALYSIS

### Grade of Product: EPA Protocol

Part Number: E04NI99E15A01D3  
Cylinder Number: EB0143262  
Laboratory: 124 - Durham (SAP) - NC  
PGVP Number: B22021  
Gas Code: CO,NO,NOX,SO2,BALN

Reference Number: 122-402135167-1  
Cylinder Volume: 144.4 CF  
Cylinder Pressure: 2015 PSIG  
Valve Outlet: 660  
Certification Date: Jun 21, 2021

Expiration Date: Jun 21, 2024

Certification performed in accordance with "EPA Traceability Protocol for Assay and Certification of Gaseous Calibration Standards (May 2012)" document EPA 600/R-12/531, using the assay procedures listed. Analytical Methodology does not require correction for analytical interference. This cylinder has a total analytical uncertainty as stated below with a confidence level of 95%. There are no significant impurities which affect the use of this calibration mixture. All concentrations are on a mole/mole basis unless otherwise noted.

Do Not Use This Cylinder below 100 psig, i.e. 0.7 megapascals.

ANALYTICAL RESULTS					
Component	Requested Concentration	Actual Concentration	Protocol Method	Total Relative Uncertainty	Assay Dates
NOX	45.00 PPM	45.96 PPM	G1	+/- 1.4% NIST Traceable	06/14/2021, 06/21/2021
NITRIC OXIDE	45.00 PPM	45.94 PPM	G1	+/- 1.4% NIST Traceable	06/14/2021, 06/21/2021
SULFUR DIOXIDE	45.00 PPM	44.88 PPM	G1	+/- 1.0% NIST Traceable	06/14/2021, 06/21/2021
CARBON MONOXIDE	1000 PPM	984.8 PPM	G1	+/- 0.7% NIST Traceable	06/14/2021
NITROGEN	Balance				

CALIBRATION STANDARDS					
Type	Lot ID	Cylinder No	Concentration	Uncertainty	Expiration Date
NTRM	20061120	CC708068	49.82 PPM NITRIC OXIDE/NITROGEN	+/- 1.0%	Feb 02, 2025
PRM	12388	D685025	9.01 PPM NITROGEN DIOXIDE/AIR	+/- 2.0%	Feb 20, 2020
GMIS	401423838102	CC505581	4.348 PPM NITROGEN DIOXIDE/NITROGEN	+/- 2.1	Feb 18, 2023
NTRM	16011043	CC473277	49.02 PPM SULFUR DIOXIDE/NITROGEN	+/- 0.8%	Jun 17, 2022
NTRM	14080119	CC434277	990.9 PPM CARBON MONOXIDE/NITROGEN	+/- 0.6%	Nov 15, 2025

The SRM, PRM or RGM noted above is only in reference to the GMIS used in the assay and not part of the analysis.

ANALYTICAL EQUIPMENT		
Instrument/Make/Model	Analytical Principle	Last Multipoint Calibration
Nicolet 6700 AHR0801333 CO	FTIR	Jun 03, 2021
Nicolet 6700 AHR0801333 NO	FTIR	Jun 03, 2021
Nicolet 6700 AHR0801333 NO2	FTIR	Jun 03, 2021
Nicolet 6700 AHR0801333 SO2	FTIR	Jun 03, 2021

Triad Data Available Upon Request

NOTES: PO #5221002807

GROSS WT: 28.40kg

NET WT: 4.73kg



The analytical test results reported on this certificate relate only to the cylinder number specified above. This concludes the test report.

Approved for Release



CERT 3082.01

เอกสารไม่ควบคุม



United Analyst and Engineering Consultant Co., Ltd.

3 Soi Udomsuk 41, Sukhumvit Road, Bangchak, Phrakhanong, Bangkok 10260

Tel. 0 2763 2828 Fax 0 2763 2800 www.uaeconsultant.com E-mail: uae@uaeconsultant.com

## MULTI-POINT GAS TEST REPORT

Test Date : Feb 15, 2023

Equipment : Hydrocarbon Analyzer Model : APHA-370  
Manufacturer : HORIBA Serial Number : KWWV1R96

### Standard Gas Concentration

Sulphur Dioxide (SO<sub>2</sub>) - PPM  
Nitric Oxide (NO) - PPM  
Methane (CH<sub>4</sub>) 39.8 PPM  
Carbon Monoxide (CO) - PPM  
Cylinder No. : D824432  
Expiration Date : Aug 4, 2028

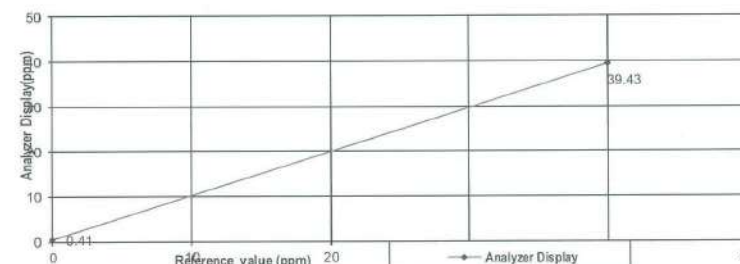
### Dilutor Detail

Manufacturer :  
Model :  
Serial Number :

### Multi-point gas test data

Reference Value (ppm)			Analyzer Display (ppm)	Difference Error	Percent Error	[% Error ]
Level 1	Zero	0.00	0.41	0.41	0.41	0.41
Level 2	80.00%	40.00	39.43	-0.57	-1.45	1.45
Remark : Measuring Range 50.00 ppm			Average Difference (%)			0.93

### Multi-Point Gas Test Chart



15, 2, 66  
15 Feb 2023

**MULTI-POINT GAS TEST REPORT**

Test Date : Feb 8, 2023

Equipment : Hydrocarbon Analyzer Model : APHA-370  
Manufacturer : HORIBA Serial Number : RATFJBXS

**Standard Gas Concentration**

Sulphur Dioxide (SO<sub>2</sub>) - PPM  
Nitric Oxide (NO) - PPM  
Methane (CH<sub>4</sub>) 39.8 PPM  
Carbon Monoxide (CO) - PPM  
Cylinder No. : D824432  
Expiration Date : Aug 4, 2028

**Dilutor Detail**

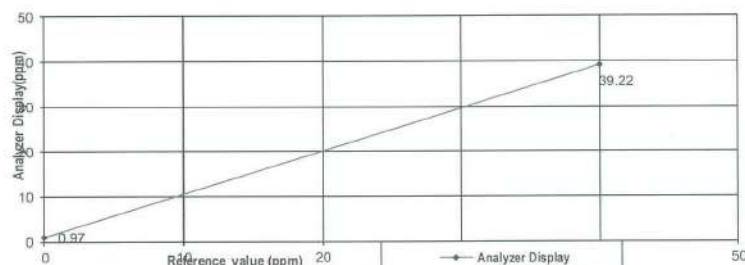
Manufacturer :  
Model :  
Serial Number :

**Multi-point gas test data**

	Reference Value (ppm)	Analyzer Display (ppm)	Difference Error	Percent Error	[% Error]
Level 1	Zero	0.00	0.97	0.97	0.97
Level 2	80.00%	40.00	39.22	-0.78	-1.99
Remark : Measuring Range	50.00 ppm		Average Difference (%)		1.48

:Acceptable Limit  $\pm 5\%$

**Multi-Point Gas Test Chart**



18, 2, 66

8, Feb, 2023

**MULTI-POINT GAS TEST REPORT**

Test Date : Feb 20, 2023

Equipment : Hydrocarbon Analyzer Model : APHA-370  
Manufacturer : HORIBA Serial Number : GY21PTED

**Standard Gas Concentration**

Sulphur Dioxide (SO<sub>2</sub>) - PPM  
Nitric Oxide (NO) - PPM  
Methane (CH<sub>4</sub>) 39.8 PPM  
Carbon Monoxide (CO) - PPM  
Cylinder No. : D824432  
Expiration Date : Aug 4, 2028

**Dilutor Detail**

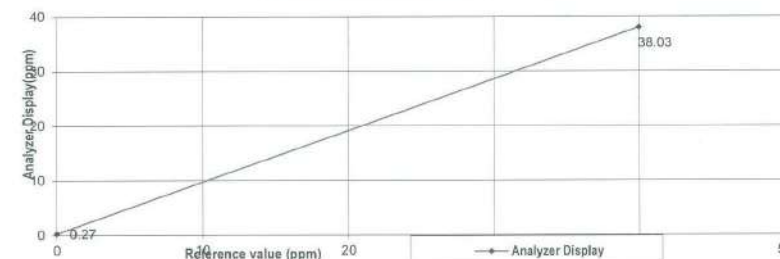
Manufacturer :  
Model :  
Serial Number :

**Multi-point gas test data**

	Reference Value (ppm)	Analyzer Display (ppm)	Difference Error	Percent Error	[% Error]
Level 1	Zero	0.00	0.27	0.27	0.27
Level 2	80.00%	40.00	38.03	-1.97	-5.18
Remark : Measuring Range	50.00 ppm		Average Difference (%)		2.73

:Acceptable Limit  $\pm 5\%$

**Multi-Point Gas Test Chart**



20, 2, 66

20, Feb, 2023



Certificate Of Analysis  
Special Gases Mixture

## Customer Details

Name:  
United Analyst & Engineering Co., Ltd.Address:  
3 Soi Udomsuk 41, Sukhumvit Rd., Bang  
Chak, Khet Phra Khanong, Bangkok 10260

Customer Tag No.:

## Certificate Details

Number:	3384/20	Date of Issue:	4-Aug-2020	Expiry date:	4-Aug-2028
Material Details					
Production Order:	90161442	Material Code:	400400-AL-34	Cylinder No.:	D824432
Gas content:	6.60 M <sup>3</sup>	Filling pressure:	137.0 bar	Valve:	CGA 590 BRASS
Cylinder Owner:	LINDE	Cylinder Material:	Aluminum	Cylinder Size:	50 L

## Laboratory Report

## Analytical Result

Component	Nominal Concentration	Analysis Result <sup>1</sup>	Uncertainty <sup>2</sup>	Method of Analysis <sup>3</sup>	Assay Date
Methane In Air	40.0 ppm	39.8 ppm	± 1% relative	(6) I-PB-352	4-Aug-2020

## Reference Standard used in Assay

Reference Standard	Cylinder number	Concentration	Expiry date:
Methane In Nitrogen	2559995G	49.29 ± 0.39 ppm	4-Oct-2020

## Analytical Instruments used in Assay

Instrument/Make/Model	Analytical Principle	Last Multipoint Calibration
FTIR Spectrometers Nicolet i550	FTIR-CH4	4-Aug-2020

## Recommend usage condition

Minimum utilization: 5% of actual content or before expire date whichever comes first.  
Storage condition: Keep in well ventilation and secure area.

## Comments

When reordering, please quote the material number

## Note:

1. All results expressed in this report are on mole/mole basis, unless otherwise specified. The Assay of this Standard has been performed in accordance with the EPA Traceability Protocol EPA-600/9-12/531 for the Assay and Certification of Gaseous Calibration Standards using procedure G1.  
2. The reported expanded uncertainty is based on a standard uncertainty multiplied by a coverage factor k=2, providing a level of confidence of approximately 95%. The measurement of this material is traceable to the SI through the reference gas standard which is traceable to Swiss National Standard at Mass or other recognised national metrology institutes.  
3. (1) Gas Chromatography, (2) Paramagnetic Oxygen Analyzer, (3) Electrochemical Oxygen Analyzers, (4) Electrochemical Moisture Analyzers.  
(5) Total Hydrocarbon Analyzer, (6) Other - Specified

Page 1 of 1

This report shall not be reproduced except in full

บริษัท ลินด์ (ประเทศไทย) จำกัด (มหาชน)

เลขที่ใบอนุญาตประกอบกิจการ: 001-6-5-00000000

เลขที่ 15 กรุงเทพมหานคร 10/3 หมู่ 14 แขวงคลองเตย เขต คลองเตย กรุงเทพฯ 10110 โทร (66) 2338-6100 โทรสาร (66) 2338-6333

เลขที่ 5 กรุงเทพมหานคร 105-40 โทร (66) 2338-6100 โทรสาร (66) 2338-6333

เลขที่ 105 กรุงเทพมหานคร แขวงคลองเตย เขต คลองเตย กรุงเทพฯ 10110 โทร (66) 2338-6100 โทรสาร (66) 2338-6333

โทรสาร (66) 2338-6100 โทร (66) 2338-6333

โทรสาร (66) 2338-6100 โทร (66) 2338-6333

โทรสาร (66) 2338-6100 โทร (66) 2338-6333

โทรสาร (66) 2338-6100 โทร (66) 2338-6333

โทรสาร (66) 2338-6100 โทร (66) 2338-6333

โทรสาร (66) 2338-6100 โทร (66) 2338-6333

โทรสาร (66) 2338-6100 โทร (66) 2338-6333

โทรสาร (66) 2338-6100 โทร (66) 2338-6333

โทรสาร (66) 2338-6100 โทร (66) 2338-6333

โทรสาร (66) 2338-6100 โทร (66) 2338-6333

โทรสาร (66) 2338-6100 โทร (66) 2338-6333

โทรสาร (66) 2338-6100 โทร (66) 2338-6333

โทรสาร (66) 2338-6100 โทร (66) 2338-6333

โทรสาร (66) 2338-6100 โทร (66) 2338-6333

โทรสาร (66) 2338-6100 โทร (66) 2338-6333

โทรสาร (66) 2338-6100 โทร (66) 2338-6333

โทรสาร (66) 2338-6100 โทร (66) 2338-6333

โทรสาร (66) 2338-6100 โทร (66) 2338-6333

โทรสาร (66) 2338-6100 โทร (66) 2338-6333

โทรสาร (66) 2338-6100 โทร (66) 2338-6333

โทรสาร (66) 2338-6100 โทร (66) 2338-6333

โทรสาร (66) 2338-6100 โทร (66) 2338-6333

โทรสาร (66) 2338-6100 โทร (66) 2338-6333

โทรสาร (66) 2338-6100 โทร (66) 2338-6333

โทรสาร (66) 2338-6100 โทร (66) 2338-6333

โทรสาร (66) 2338-6100 โทร (66) 2338-6333

Sukanya Parinyasoonporn

Signatory for and on behalf of Linde (Thailand) Co., Ltd.

PB-002/1006

Linde (Thailand) Public Company Limited 01 October 2019

15<sup>th</sup> Floor, Bangna Tower A, 2/3 Moo 14, Bangna Trad KM. 6.5 Road, Bangkwa

Bangkok, Samutprakan 10540, Tel (66) 2338-6100 Fax (66) 2338-6333

Wellgrow Plant, 105 Moo 5, Banglamak, A Bangkok, Chachoengsao 24180

Thailand, Tel (66) 38-570-479-93 Fax (66) 38-570-323

Thailand, Tel (66) 38-570-479-93 Fax (66) 38-570-323

Thailand, Tel (66) 38-570-479-93 Fax (66) 38-570-323

Thailand, Tel (66) 38-570-479-93 Fax (66) 38-570-323

Thailand, Tel (66) 38-570-479-93 Fax (66) 38-570-323

Thailand, Tel (66) 38-570-479-93 Fax (66) 38-570-323

Thailand, Tel (66) 38-570-479-93 Fax (66) 38-570-323

Thailand, Tel (66) 38-570-479-93 Fax (66) 38-570-323

Thailand, Tel (66) 38-570-479-93 Fax (66) 38-570-323

Thailand, Tel (66) 38-570-479-93 Fax (66) 38-570-323

Thailand, Tel (66) 38-570-479-93 Fax (66) 38-570-323

Thailand, Tel (66) 38-570-479-93 Fax (66) 38-570-323

Thailand, Tel (66) 38-570-479-93 Fax (66) 38-570-323

Thailand, Tel (66) 38-570-479-93 Fax (66) 38-570-323

Thailand, Tel (66) 38-570-479-93 Fax (66) 38-570-323

Thailand, Tel (66) 38-570-479-93 Fax (66) 38-570-323

Thailand, Tel (66) 38-570-479-93 Fax (66) 38-570-323

Thailand, Tel (66) 38-570-479-93 Fax (66) 38-570-323

Thailand, Tel (66) 38-570-479-93 Fax (66) 38-570-323

Thailand, Tel (66) 38-570-479-93 Fax (66) 38-570-323

Thailand, Tel (66) 38-570-479-93 Fax (66) 38-570-323

Thailand, Tel (66) 38-570-479-93 Fax (66) 38-570-323

Thailand, Tel (66) 38-570-479-93 Fax (66) 38-570-323

Thailand, Tel (66) 38-570-479-93 Fax (66) 38-570-323

Thailand, Tel (66) 38-570-479-93 Fax (66) 38-570-323

Thailand, Tel (66) 38-570-479-93 Fax (66) 38-570-323

Thailand, Tel (66) 38-570-479-93 Fax (66) 38-570-323

Thailand, Tel (66) 38-570-479-93 Fax (66) 38-570-323

## THAI METEOROLOGICAL DEPARTMENT



4353 Sukhumvit, Bangna, Bangkok 10260 Tel. 081-454-2804, 0-2399-0469

## Calibration Certificate

Issued by : Calibration &amp; Test Section : Meteorological Instruments Bureau

Date of Issue : 31 March, 2023

Certification No. 143/23

Page : 1 of 5

Object : WIRELESS ANEMOMETER

Manufacturer : SCARLET

Type : WIRELESS RECEIVER : WL-21

WIND SENSOR : WL-21

Mfg Code : WIRELESS RECEIVER : 2111DR0041

WIND SENSOR : 2111DT0041

Customer : United Analyst and Engineering Consultant Co., Ltd.

81 Soi Udomsuk 41, Sukhumvit Road,

Bangchak, Prakanong, Bangkok 10260.

Calibration Condition : Temperature 25.1 °C Barometric Pressure 1009.2 hPa

NATIONAL STANDARD WIND TUNNEL : Thermal Anemometer 642 S/N 91563

: HOOK GAGE NO 1425 : Wind Aloft Plotting Board

N.I.S.T. Test Reference Number 731/241460

: Ultrasonic Anemometer Model DA-650-3TV (sensor TR-90AH)

Serial Number 110730029 (sensor 120629586)

JAPAN QUALITY ASSURANCE ORGANIZATION

STANDARD THERMOMETER : Theodor Friedrich : Dry No.8390/94 Wet No. 8389/94

: testo, testo 645 Serial No. 02848057 : Thermoschneider No.918802

STANDARD BAROMETER : Digital Barometer Vaisala Type PTB220 No. V1220015

: Digital Barometer Vaisala Type PTB330 No. K4320001

Calibrated by :

Mr. Watchapol

Mechanical Eng

(Authorised Signatory)

for the Chief

Sub-Standard

เอกสารไม่ควบคุม



## THAI METEOROLOGICAL DEPARTMENT

4353 Sukhumvit, Bangna, Bangkok 10260 Tel. 081-454-2804,0-2399-0469

### The Result of Calibration

Certification No. 143/23

31 March, 2023

Page : 2 of 5

Standard	HOOK GAGE NO. 1425			TESTED ANEMOMETER	
	Pressure	Vacumm	Velocity	Velocity	Correction
m/sec	inches H2O	inches H2O	m/sec	m/sec	m/sec
1.00	-	-	-	1.0	0.00
3.02	-	-	-	3.0	0.02
5.00	-	-	-	5.0	0.00
7.04	-	-	-	6.9	0.14
9.02	-	-	-	9.0	0.02
11.02	-	-	-	10.9	0.12
13.01	-	-	-	13.0	0.01
15.01	-	-	-	14.9	0.11
17.02	-	-	-	17.0	0.02
20.02	-	-	-	20.0	0.02

Wind Aloft Plotting Board.	
U.S. DEPARTMENT OF COMMERCE WEATHER BUREAU	
WIND DIRECTION	TESTED WIND DIRECTION
0	0
90	90
180	180
270	270

Calibrated by :

Mr. Watcharapol Subwat

Mechanical Engineer

Calibration & Test Section  
Meteorological Instruments Bureau



เอกสารไม่ควบคุม



## THAI METEOROLOGICAL DEPARTMENT

4353 Sukhumvit, Bangna, Bangkok 10260 Tel. 081-454-2804,0-2399-0469

### The Result of Calibration

Certification No. 143/23

31 March, 2023

Page : 3 of 5

Standard Barometer	Tested Barometer	Correction
Pressure	Pressure	
1014.29	1014	0.29
1014.02	1014	0.02
1011.47	1012	-0.53
1011.25	1011	0.25
1011.11	1011	0.11
1011.38	1012	-0.62
1011.71	1012	-0.29
1013.48	1014	-0.52
1013.81	1014	-0.19
1014.02	1014	0.02
1013.73	1013	0.73
1013.32	1013	0.32
1014.92	1015	-0.08
1014.75	1015	-0.25
1014.38	1014	0.38
1014.21	1014	0.21
1013.57	1013	0.57
1013.01	1013	0.01
1011.26	1011	0.26
1011.59	1012	-0.41

Average

Calibrated by :

Mr. Watcharapol Subwat

Mechanical Engineer

Calibration & Test Section  
Meteorological Instruments Bureau



เอกสารไม่ควบคุม



# THAI METEOROLOGICAL DEPARTMENT

4353 Sukhumvit, Bangna, Bangkok 10260 Tel. 081-454-2804,0-2399-0469

## The Result of Calibration

Certification No. 143/23

31 March, 2023

Page : 4 of 5

Standard Barometer	Tested Barometer	Correction
Pressure	Pressure	
760.78	761	-0.22
760.58	761	-0.42
758.66	759	-0.34
758.50	758	0.50
758.39	758	0.39
758.60	759	-0.40
758.84	759	-0.16
760.17	760	0.17
760.42	760	0.42
760.58	761	-0.42
760.36	760	0.36
760.05	760	0.05
761.25	761	0.25
761.12	761	0.12
760.85	761	-0.15
760.72	761	-0.28
760.24	760	0.24
759.82	760	-0.18
758.51	759	-0.49
758.75	759	-0.25

Average

-0.04

Calibrated by :

Mr. Watcharapol Subwat

Mechanical Engineer



เอกสารไม่ควบคุม



# THAI METEOROLOGICAL DEPARTMENT

4353 Sukhumvit, Bangna, Bangkok 10260 Tel. 081-454-2804,0-2399-0469

## The Result of Calibration

Certification No. 143/23

31 March, 2023

Page : 5 of 5

Standard Temp. °C	Temperature Sensor Reading	
	Reading °C	Correction °C
45.24	45.4	-0.16
32.16	32.3	-0.14
16.48	16.5	-0.02

Calibrated by :

Mr. Watcharapol Subwat

Mechanical Engineer



เอกสารไม่ควบคุม



# THAI METEOROLOGICAL DEPARTMENT

4353 Sukhumvit, Bangna, Bangkok 10260 Tel. 081-454-2804, 0-2399-0469

## Calibration Certificate

Issued by : Calibration & Test Section : Meteorological Instruments Bureau

Date of Issue 10 April, 2023

Certification No. 178/23

Page : 1 of 5

Object : WIRELESS ANEMOMETER

Manufacturer : SCARLET

Type : WIRELESS RECEIVER : WL-21

WIND SENSOR : WL-21

Mfg Code : WIRELESS RECEIVER : 2111DR0052

WIND SENSOR : 2111DT0052

Customer : United Analyst and Engineering Consultant Co.,Ltd.

81 Soi Udomsuk 41, Sukhumvit Road,

Bangchak, Prakanong, Bangkok 10260.

Calibration Condition : Temperature 25.1 °C Barometric Pressure 1006.9 hPa

NATIONAL STANDARD WIND TUNNEL : Thermal Anemometer 642 S/N 91563

: HOOK GAGE NO 1425 : Wind Aloft Plotting Board

N.I.S.T. Test Reference Number 731/241460

: Ultrasonic Anemometer Model DA-650-3TV (sensor TR-90AH)

Serial Number 110730029 (sensor 120629586)

JAPAN QUALITY ASSURANCE ORGANIZATION

STANDARD THERMOMETER : Theodor Friedrich : Dry No.8390/94 Wet No. 8389/94

: testo. testo 645 Serial No. 02848057 : Thermoschneider No.918802

STANDARD BAROMETER : Digital Barometer Vaisala Type MB220 No. V1220015

ala Type PTB330 No. K4320001

Calibrated by :

Mr. Watcharapol

Mechanical En

(Authorised Signatory)

for the Chief

Sub-Standard Instrument

เอกสารไม่ควบคุม



# THAI METEOROLOGICAL DEPARTMENT

4353 Sukhumvit, Bangna, Bangkok 10260 Tel. 081-454-2804, 0-2399-0469

## The Result of Calibration

Certification No. 178/23

10 April, 2023

Page : 2 of 5

Standard	HOOK GAGE NO. 1425			TESTED ANEMOMETER	
	Pressure	Vacuum	Velocity	Velocity	Correction
Ultrasonic Anemometer	m/sec	inches H2O	inches H2O	m/sec	m/sec
1.00	-	-	-	1.0	0.00
3.02	-	-	-	3.0	0.02
5.00	-	-	-	5.0	0.00
7.04	-	-	-	7.0	0.04
9.02	-	-	-	9.0	0.02
11.02	-	-	-	10.9	0.12
13.01	-	-	-	13.1	-0.09
15.01	-	-	-	15.0	0.01
17.02	-	-	-	17.0	0.02
20.02	-	-	-	20.1	-0.08

Wind Aloft Plotting Board.

US.DEPARTMENT OF COMMERCE WEATHER BUREAU

WIND DIRECTION	TESTED WIND DIRECTION
0	0
90	90
180	180
270	270

Calibrated by :

Mr. Watcharapol Suwat

Mechanical Engineer

Calibration & Test Section

Meteorological Instruments Bureau

เอกสารไม่ควบคุม





# THAI METEOROLOGICAL DEPARTMENT

4353 Sukhumvit, Bangna, Bangkok 10260 Tel. 081-454-2804,0-2399-0469

## The Result of Calibration

Certification No. 178/23

10 April, 2023

Page : 3 of 5

Standard Barometer Pressure	Tested Barometer Pressure	Correction
1013.17	1013	0.17
1013.43	1014	-0.57
1014.15	1014	0.15
1014.22	1014	0.22
1009.63	1009	0.63
1009.71	1010	-0.29
1009.95	1010	-0.05
1010.31	1010	0.31
1010.72	1011	-0.28
1010.80	1011	-0.20
1011.47	1011	0.47
1011.21	1011	0.21
1011.33	1011	0.33
1011.59	1012	-0.41
1011.89	1012	-0.11
1012.40	1012	0.40
1008.64	1009	-0.36
1008.80	1009	-0.20
1009.25	1009	0.25
1009.45	1009	0.45

Average

0.06

Calibrated by :

Mr. Watcharapol Subwat

Mechanical Engineer

Calibration & Test Section  
Meteorological Instruments Bureau

เอกสารไม่ควบคุม



# THAI METEOROLOGICAL DEPARTMENT

4353 Sukhumvit, Bangna, Bangkok 10260 Tel. 081-454-2804,0-2399-0469

## The Result of Calibration

Certification No. 178/23

10 April, 2023

Page : 4 of 5

Standard Barometer Pressure	Tested Barometer Pressure	Correction
759.94	760	-0.06
760.13	760	0.13
760.67	761	-0.33
760.73	761	-0.27
757.28	757	0.28
757.34	757	0.34
757.52	758	-0.48
757.79	758	-0.21
758.10	758	0.10
758.16	758	0.16
758.66	759	-0.34
758.47	758	0.47
758.56	758	0.56
758.75	759	-0.25
758.98	759	-0.02
759.36	759	0.36
756.54	757	-0.46
756.66	757	-0.34
757.00	757	0.00
757.15	757	0.15

Average

0.04

Calibrated by :

Mr. Watcharapol Subwat

Mechanical Engineer

Calibration & Test Section  
Meteorological Instruments Bureau

เอกสารไม่ควบคุม



## THAI METEOROLOGICAL DEPARTMENT

4353 Sukhumvit, Bangna, Bangkok 10260 Tel. 081-454-2804, 0-2399-0469

### The Result of Calibration

10 April, 2023

Certification No. 178/23

Page : 5 of 5

Standard Temp. °C	Temperature Sensor Reading	
	Reading °C	Correction °C
45.15	45.3	-0.15
31.05	31.1	-0.05
15.32	15.5	-0.18

Calibrated by :

Mr. Watcharapol Subwat  
Mechanical Engineer



เอกสารไม่ควบคุม



## Certificate of Calibration

### WL-21 Wireless Anemometer

Scarlet Tech Ltd. hereby certifies that the WL-21 wireless anemometer listed below was thoroughly calibrated, tested and inspected following the standard calibration procedure (st-wl-21) and is within manufacturer's specification at the time when the calibration is done.

Client: Envir Service Co., Ltd.

Serial No.: 2111DT0058

Calibration Date: 2022/3/25

Calibration Expiry Date: 2023/3/24

### The Result of Calibration

Velocity				
Measured Value (m/s)	Actual Value (m/s)	Deviation	Tolerance	Result
1.0	1.0	0.0	0.9 - 1.1	Pass
2.0	1.9	0.1	1.8 - 2.2	Pass
5.0	5.0	0.0	4.7 - 5.3	Pass
7.0	7.2	0.2	6.0 - 8.0	Pass
10.0	9.8	0.2	9.5 - 10.5	Pass
20.0	20.0	0	19.0 - 21.0	Pass

Wind Direction				
Measured Value	Actual Value	Deviation	Tolerance	Result
45°	47	2	42 - 48	Pass
135°	135	0	132 - 138	Pass
225°	224	1	222 - 228	Pass
315°	315	0	312 - 318	Pass
0°	359	1	357 - 3	Pass

Inspection Room Temp	Actual Value	Deviation	Tolerance	Result
24.2°C	24.5	0.3	23.2-25.2	Pass

Atmospheric Pressure Inspection	Actual Value	Deviation	Tolerance	Result
998	1000	2	994-1002	Pass

Environment conditions :

Air temperature: 22 °C

Relative humidity: 62 %

Static pressure: 102.2 kPa

Performed by:

Certified by  
Head of Engineering department

This certificate may not be published or reproduced, except in full, unless obtaining permission in writing form from Scarlet Tech Ltd.

4F-3, No. 347, 2nd Sec., Heping E. Rd., Daan Dist, Taipei City 106, Taiwan

เอกสารไม่ควบคุม

### Certificate of Calibration

#### Customer

Name : UNITED ANALYST AND ENGINEERING  
CONSULTANT CO.,LTD.  
Address : 81 Soi Udomsuk 41, Sukhumvit Road, Bangchak,  
Prakanong, Bangkok 10260

Certificate No : 23-ACT-111  
Request No : Req-2023-1408

#### Unit Under Calibration Details

Measurement item : Acoustic Calibrator Class : 1  
Manufacturer : SVANTEK Range : 94 , 114 dB / 1000 Hz  
Model : SV 35A Instrument Status : Used  
Serial Number : 73249  
ID : UAE.EFM.105/2561

#### Calibration Environment and Details


Temperature : ( 23 ±2 °C )  
Humidity : ( 50 ± 20 %RH )  
Barometric Pressure : ( 1013 ±10.0 hPa )  
Received Date : 26 June 2023  
Calibration Date : 27 June 2023  
Location of Calibration : LAB 1 Acoustic  
Calibration Procedure : In-house method CP-ACT-02 based on IEC 60942:2017 Electroacoustics - Sound calibrators


Reference Standard	Model	Serial Number	Traceable	Due Calibration
Sound Calibrator	SV 35A	58079	EEL	31 May 2024
THD Multimeter	2015	1047765	NIMT	31 January 2024

**Traceability** : This certificate provides traceability of measurement to recognized national standard, and to the realization of the international System of Units (SI).

#### Note

The reported uncertainty is based on standard uncertainty multiplied by the Coverage Factor k=2, providing a level of confidence approximately 95 %.

Calibrated By :   
Mr. Noppadon Luangart  
Service Calibration Engineer

Approved By :   
Mr. Pacit Mathavorn  
Calibration Engineer Supervisor

Issue Date : 27 June 2023

Certificate No : 23-ACT-111  
Request No : Req-2023-1408

#### Sound pressure level

Calibration Results : Without Adjustment

Calibration Range (dB)	Without Adjustment (dB)		Adjustment (dB)		Uncertainty ( ± dB)	Acceptance limit Class 1 ( ± dB)
	Measured	Error	Measured	Error		
94 dB / 1000 Hz	93.84	-0.16	-	-	0.14	0.25
114 dB / 1000 Hz	113.79	-0.21	-	-	0.13	0.25

#### Frequency of Sound pressure level

Calibration Range (Hz)	Without Adjustment		Adjustment		Uncertainty ( ± %)	Acceptance limit Class 1 ( ± %)
	Measured (Hz)	Error (%)	Measured (Hz)	Error (%)		
94 dB / 1000 Hz	1000.00	0.00	-	-	0.01	0.70
114 dB / 1000 Hz	1000.00	0.00	-	-	0.01	0.70

#### Total Harmonic Distortion plus Noise of Sound pressure level (THD+N %)

Calibration Range (Hz)	Without Adjustment	Adjustment	Uncertainty ( ± %)	Acceptance limit Class 1 ( ± %)
	Measured (%)	Measured (%)		
94 dB / 1000 Hz	0.17	-	0.40	2.5
114 dB / 1000 Hz	0.04	-	0.40	2.5

#### Note :

- Acceptance limit was IEC60942:2017 Class 1
- The calibration results exclude the calibrator pressure correction
- The calibration results exclude the microphone volume correction

End of Calibration



# SITHIPORN ASSOCIATES CO.,LTD. CALIBRATION LABORATORY

451-451/1 Sirinthorn Rd.,Bangbunru, Bangplud Bangkok 10700 THAILAND.  
Tel.0-2435-8800 Fax.0-2433-1679 e-mail:cal-center@sithiporn.com http://www.sithiporn.com



Cert. No. : ACL22081  
Pages : 1 of 8

## Calibration Certificate

**Equipment :** SOUND LEVEL METER  
**Manufacturer :** LARSON DAVIS  
**Model :** LxT2/ Microphone 375B02 / Preamplifier PRML x T2B  
**Serial No.:** 0005286 / 011740 / 056087  
**ID No.:** -

**Condition As Found :** GOOD

**Customer :** UNITED ANALYST AND ENGINEERING CONSULTANT (UAE)  
81 SOI UDOMSUK 41, SUKHUMVIT ROAD,  
BANGCHAK SUB-DISTRICT,  
PHRAKHANONG DISTRICT, BANGKOK 10260  
THAILAND.

**Location :** -  
**Ambient Temperature :** ( 23.0  $\pm$  3 ) °C  
**Pressure :** ( 101.3  $\pm$  3 ) kPa  
**Relative Humidity :** ( 50.0  $\pm$  20 ) %

**Received Date :** 18 JANUARY 2022  
**Calibration Date :** 26 JANUARY 2022  
**Date of Issue :** 28 JANUARY 2022

**Calibrated by :** Nathakorn Pisutpaisan

**Approved by :**

( Thanakul Petchurai )

This certificate is issued in accordance with the requirements of ISO/IEC 17025 standard, may not be reproduced other than in full, except with the prior written approval of the head of Calibration Laboratory.

# SITHIPORN SITHIPORN ASSOCIATES CO.,LTD. CALIBRATION LABORATORY

## Continuation of Calibration Certificate

Cert. No. : ACL22081  
Job No. : VC65AC0044  
Pages : 2 of 8

**Calibration Procedure :** CP-AC-02

### Calibration Method :

This equipment was calibrated by based on IEC-61672-3 (2013) Standard for sound level meter (SLM).  
The SLM had tests to Acoustical and Electrical signal tests of frequency weighting with Anechoic chamber and Reference Standard Instruments.  
For tests results of each items were made by observation of each Instruments display and also with SLM's display.

### Condition of this result of calibration :

#### 1. Reference Standard Instruments :

Instrument	Model	Serial No.	Cert. No.	Due Date
Waveform Generator	33210A	MY48017076	EF-0012-21	10-Feb-22
Waveform Generator	33511B	MY52302742	EF-0011-21	10-Feb-22
Digital Multimeter	33461A	MY53220104	EEL.BP. 05/0264	10-Feb-22
Digital Multimeter	33461A	MY53220076	EEL.BP. 03/0264	08-Feb-22
Digital Multimeter	34461A	MY60024273	1-15180725251-1	15-Sep-22
Programmable Attenuator	MAT-1070	62100114	1500-07774E	08-Mar-22
Condenser Microphone	4180	2977900	AA-1008-21	05-Feb-22
Measuring Amplifier	NA-42KAI	34560495	AA-3003-21	16-Feb-22

2. This result of calibration was found accurate as shown on date and place of calibration for this calibrated item only.

3. This certificate is traceable to the international system of unit maintained at :

- 3.1 National Institute of Metrology (Thailand).
- 3.2 Thailand Institute of Scientific and Technological Research (TISTR).

Continuation of Calibration Certificate

Cert. No. : ACL22081  
Job No. : VC65AC0044  
Pages : 3 of 8

Summary of Measurement Result :

Parameter	Pass	Fail	Uncertainty (dB)	Maximum-permitted uncertainty of measurement (dB)
1. Absolute sensitivity	✓	-	0.2	N/A
2. Self-generated noise	✓	-	0.2	N/A
3. Acoustical signal tests of frequency weightings				
125 Hz	✓	-	0.3	0.6
1000 Hz	✓	-	0.3	0.6
8000 Hz	✓	-	0.3	0.7
4. Electrical signal tests of frequency weightings				
For 10 Hz to 4 kHz	✓	-	0.3	0.6
For > 4 kHz to 10 kHz	✓	-	0.3	0.7
For > 10 kHz to 20 kHz	✓	-	0.3	1.0
5. Frequency and time weightings at 1 kHz	✓	-	0.2	0.2
6. Long - term stability	✓	-	0.1	0.1
7. Level linearity on the reference level range	✓	-	0.2	0.3
8. Level linearity including the level range control	✓	-	0.2	0.3
9. Tone burst response	✓	-	0.2	0.3
10. Peak C sound level	✓	-	0.2	0.35
11. Overload indication	✓	-	0.2	0.25
12. High level stability	✓	-	0.1	0.1

เอกสารไม่ควบคุม

Continuation of Calibration Certificate

Cert. No. : ACL22081  
Job No. : VC65AC0044  
Pages : 4 of 8

Result of calibration :

1. Absolute sensitivity

Reference Acoustic Signal ( dB )	Measured Value ( dB )	Deviation ( dB )	Acceptance Limit ( dB )
93.9 (93.96)	94.0	0.0	±0.3

2. Self-generated noise

2.1 Normal test

Measured Value ( dB )
31.0

2.2 The microphone of the sound level meter was replaced by electrical signal input device.

Frequency Weighting	Measured value ( dB )
A - weight	30.8
C - weight	30.6
Flat	36.8

3. Acoustical signal tests of frequency weightings

Meter free-field acoustic response at a level of 84 dB

Frequency ( Hz )	Deviation from various frequency weighting response curve (dB)			Acceptance Limits
	Flat	C-weight	A-weight	
125	-0.1	0.1	0.0	± 1.5
1000	-0.2	-0.2	-0.2	± 1.0
8000	3.1	3.2	3.2	±5.0

เอกสารไม่ควบคุม

Continuation of Calibration Certificate

Cert. No. : ACL22081  
Job No. : VC65AC0044  
Pages : 5 of 8

4. Electrical signal tests of frequency weightings

Weighting network response with relative to 1 kHz.

Frequency ( Hz )	Deviation from various frequency weighting response curve (dB)			Acceptance Limits
	Flat	C-weight	A-weight	
63	0.0	0.0	0.0	±2.0
125	0.0	0.0	0.0	±1.5
250	0.0	0.0	0.0	±1.5
500	0.0	0.0	0.0	±1.5
1000	0.0	0.0	0.0	±1.0
2000	0.0	0.1	0.0	±2.0
4000	0.0	0.0	0.0	±3.0
8000	0.0	0.0	0.0	±5.0
16000	-0.1	0.0	0.1	±5.0-(-∞)

5. Frequency and time weightings at 1 kHz

5.1 Frequency weightings at 1 kHz

Frequency Weighting	Measured Value ( dB )	Deviated Value ( dB )	Acceptance Limits ( dB )
A - weight	94.0	0.0	-
C - weight	94.0	0.0	± 0.2
Flat	94.0	0.0	± 0.2

5.2 Time weighting at 1 kHz

Frequency Weighting	Measured Value ( dB )	Deviated Value ( dB )	Acceptance Limits ( dB )
Fast	94.0	0.0	-
Slow	94.0	0.0	± 0.1
Leq	94.0	0.0	± 0.1

6. Long - term stability

Frequency Weighting	SLM Display at initial ( dB )	SLM Display at final ( dB )	Deviated Value ( dB )	Acceptance Limits ( dB )
A - weight	94.0	94.0	0.0	± 0.3

Continuation of Calibration Certificate

Cert. No. : ACL22081  
Job No. : VC65AC0044  
Pages : 6 of 8

7. Level linearity on the reference level range

Anticipated Value ( dB )	Measured Value ( dB )	Deviated Value ( dB )	Acceptance Limits ( dB )
135.0	135.1	0.1	± 1.1
134.0	134.1	0.1	± 1.1
133.0	133.1	0.1	± 1.1
132.0	132.1	0.1	± 1.1
131.0	131.1	0.1	± 1.1
129.0	129.1	0.1	± 1.1
124.0	124.1	0.1	± 1.1
119.0	119.1	0.1	± 1.1
114.0	114.1	0.1	± 1.1
109.0	109.1	0.1	± 1.1
104.0	104.1	0.1	± 1.1
99.0	99.0	0.0	± 1.1
94.0	94.0	0.0	± 1.1
89.0	89.0	0.0	± 1.1
84.0	84.0	0.0	± 1.1
79.0	79.0	0.0	± 1.1
74.0	74.0	0.0	± 1.1
69.0	69.0	0.0	± 1.1
64.0	64.0	0.0	± 1.1
59.0	59.0	0.0	± 1.1
54.0	54.0	0.0	± 1.1
49.0	49.1	0.1	± 1.1
44.0	44.2	0.2	± 1.1
39.0	39.6	0.6	± 1.1



## Continuation of Calibration Certificate

Cert. No. : ACL22081  
Job No. : VC65AC0044  
Pages : 7 of 8

## 8. Level linearity including the level range control

Range	Anticipated Value ( dB )	Measured Value ( dB )	Deviated Value ( dB )	Acceptance Limits ( dB )
140	94.0	94.0	0.0	±0.5

## 9. Tone burst response

Time Weighting	Tone burst duration, Tb ( ms )	Cycle	Anticipated Value ( dB )	Measured Value ( dB )	Deviated Value ( dB )	Acceptance Limits ( dB )
Fast	0.25	1	108.0	107.8	-0.2	1.5 ; -5.0
	2	8	117.0	116.7	-0.3	1.0 ; -2.5
	200	800	134.0	133.9	-0.1	±1.0
Slow	2	8	108.0	107.8	-0.2	1.5 ; -5.0
	200	800	127.6	127.5	-0.1	±1.0
SEL	0.25	1	N/A	N/A	N/A	1.5 ; -5.0
	2	8	N/A	N/A	N/A	1.0 ; -2.5
	200	800	N/A	N/A	N/A	±1.0

## 10. Peak C sound level

Number of cycle in test signal	Anticipated Value ( dB )	Measured Value, L <sub>peak</sub> ( dB )	Deviated Value ( dB )	Acceptance Limits ( dB )
Continuous	133.0	133.0	0.0	-
One	136.4	135.7	-0.7	±3.0

Number of cycle in test signal	Anticipated Value ( dB )	Measured Value ( dB )	Deviated Value ( dB )	Acceptance Limits ( dB )
Continuous	133.0	133.0	0.0	-
Positive half cycle	135.4	135.2	-0.2	±2.0
Negative half cycle	135.4	135.2	-0.2	±2.0

## Continuation of Calibration Certificate

Cert. No. : ACL22081  
Job No. : VC65AC0044  
Pages : 8 of 8

## 11. Overload indication

Measured value ( dB )		Deviated Value ( dB )	Acceptance Limits ( dB )
Positive one-half cycle	Negative one-half cycle		
89.2	89.4	0.2	±1.5

## 12. High level stability

Frequency Weighting	SLM Display at initial ( dB )	SLM Display at final ( dB )	Deviated Value ( dB )	Acceptance Limits ( dB )
A - weight	137.0	137.0	0.0	±0.3

The reported uncertainty is based on a standard uncertainty multiplied by coverage factor  $k = 2$   
or any value following calculation, providing a level of confidence of approximately 95 %

End of Calibration Certificate

# SITHIPORN ASSOCIATES CO.,LTD. CALIBRATION LABORATORY

451-451/1 Sirinthorn Rd.,Bangbunru, Bangplud Bangkok 10700 THAILAND.  
Tel.0-2435-8800 Fax.0-2433-1679 e-mail:cal-center@sithiporn.com http://www.sithiporn.com



Cert. No. : ACL22082  
Pages : 1 of 8

## Calibration Certificate

**Equipment :** SOUND LEVEL METER  
**Manufacturer :** LARSON DAVIS  
**Model :** LxT2/ Microphone 375B02 / Preamplifier PRML x T2B  
**Serial No.:** 0005289 / 011732 / 056076  
**ID No.:** -

**Condition As Found :** GOOD

**Customer :** UNITED ANALYST AND ENGINEERING CONSULTANT (UAE)  
81 SOI UDOMSUK 41, SUKHUMVIT ROAD,  
BANGCHAK SUB-DISTRICT,  
PHRAKHANONG DISTRICT, BANGKOK 10260  
THAILAND.

**Location :** -  
**Ambient Temperature :** ( 23.0  $\pm$  3 ) °C  
**Pressure :** ( 101.3  $\pm$  3 ) kPa  
**Relative Humidity :** ( 50.0  $\pm$  20 ) %

**Received Date :** 18 JANUARY 2022  
**Calibration Date :** 26 JANUARY 2022  
**Date of Issue :** 28 JANUARY 2022

**Calibrated by :** Nathakorn Pisutpaisan

**Approved by :**

( Thanakul Petchurai )

This certificate is issued in accordance with the requirements of ISO/IEC 17025 standard, may not be reproduced other than in full, except with the prior written approval of the head of Calibration Laboratory.

# SITHIPORN SITHIPORN ASSOCIATES CO.,LTD. CALIBRATION LABORATORY

## Continuation of Calibration Certificate

Cert. No. : ACL22082  
Job No. : VC65AC0044  
Pages : 2 of 8

**Calibration Procedure :** CP-AC-02

### Calibration Method :

This equipment was calibrated by based on IEC-61672-3 (2013) Standard for sound level meter (SLM).  
The SLM had tests to Acoustical and Electrical signal tests of frequency weighting with Anechoic chamber and Reference Standard Instruments.  
For tests results of each items were made by observation of each Instruments display and also with SLM's display.

### Condition of this result of calibration :

#### 1. Reference Standard Instruments :

Instrument	Model	Serial No.	Cert. No.	Due Date
Waveform Generator	33210A	MY48017076	EF-0012-21	10-Feb-22
Waveform Generator	33511B	MY52302742	EF-0011-21	10-Feb-22
Digital Multimeter	33461A	MY53220104	EEL.BP. 05/0264	10-Feb-22
Digital Multimeter	33461A	MY53220076	EEL.BP. 03/0264	08-Feb-22
Digital Multimeter	34461A	MY60024273	1-15180725251-1	15-Sep-22
Programmable Attenuator	MAT-1070	62100114	1500-07774E	08-Mar-22
Condenser Microphone	4180	2977900	AA-1008-21	05-Feb-22
Measuring Amplifier	NA-42KAI	34560495	AA-3003-21	16-Feb-22

2. This result of calibration was found accurate as shown on date and place of calibration for this calibrated item only.

3. This certificate is traceable to the international system of unit maintained at :

- 3.1 National Institute of Metrology (Thailand).
- 3.2 Thailand Institute of Scientific and Technological Research (TISTR).



Continuation of Calibration Certificate

Cert. No. : ACL22082  
Job No. : VC65AC0044  
Pages : 3 of 8

Summary of Measurement Result :

Parameter	Pass	Fail	Uncertainty (dB)	Maximum-permitted uncertainty of measurement (dB)
1. Absolute sensitivity	✓	-	0.2	N/A
2. Self-generated noise	✓	-	0.2	N/A
3. Acoustical signal tests of frequency weightings				
125 Hz	✓	-	0.3	0.6
1000 Hz	✓	-	0.3	0.6
8000 Hz	✓	-	0.3	0.7
4. Electrical signal tests of frequency weightings				
For 10 Hz to 4 kHz	✓	-	0.3	0.6
For > 4 kHz to 10 kHz	✓	-	0.3	0.7
For > 10 kHz to 20 kHz	✓	-	0.3	1.0
5. Frequency and time weightings at 1 kHz	✓	-	0.2	0.2
6. Long - term stability	✓	-	0.1	0.1
7. Level linearity on the reference level range	✓	-	0.2	0.3
8. Level linearity including the level range control	✓	-	0.2	0.3
9. Tone burst response	✓	-	0.2	0.3
10. Peak C sound level	✓	-	0.2	0.35
11. Overload indication	✓	-	0.2	0.25
12. High level stability	✓	-	0.1	0.1

เอกสารไม่ควบคุม

Continuation of Calibration Certificate

Cert. No. : ACL22082  
Job No. : VC65AC0044  
Pages : 4 of 8

Result of calibration :

1. Absolute sensitivity

Reference Acoustic Signal ( dB )	Measured Value ( dB )	Deviation ( dB )	Acceptance Limit ( dB )
93.9 (93.96)	94.0	0.0	±0.3

2. Self-generated noise

2.1 Normal test

Measured Value ( dB )
29.6

2.2 The microphone of the sound level meter was replaced by electrical signal input device.

Frequency Weighting	Measured value ( dB )
A - weight	29.4
C - weight	29.1
Flat	34.8

3. Acoustical signal tests of frequency weightings

Meter free-field acoustic response at a level of 84 dB

Frequency ( Hz )	Deviation from various frequency weighting response curve (dB)			Acceptance Limits
	Flat	C-weight	A-weight	
125	-0.1	0.2	0.2	± 1.5
1000	-0.2	-0.2	-0.2	± 1.0
8000	2.6	2.6	2.6	±5.0

เอกสารไม่ควบคุม

## Continuation of Calibration Certificate

Cert. No. : ACL22082  
Job No. : VC65AC0044  
Pages : 5 of 8

## 4. Electrical signal tests of frequency weightings

Weighting network response with relative to 1 kHz.

Frequency ( Hz )	Deviation from various frequency weighting response curve (dB)			Acceptance Limits
	Flat	C-weight	A-weight	
63	0.0	0.0	0.0	±2.0
125	0.0	0.1	0.0	±1.5
250	0.0	0.0	0.0	±1.5
500	0.0	0.0	0.0	±1.5
1000	0.0	0.0	0.0	±1.0
2000	0.0	0.1	0.0	±2.0
4000	0.0	-0.1	0.0	±3.0
8000	0.0	0.1	0.0	±5.0
16000	-0.1	0.1	0.1	±5.0(-∞)

## 5. Frequency and time weightings at 1 kHz

## 5.1 Frequency weightings at 1 kHz

Frequency Weighting	Measured Value ( dB )	Deviated Value ( dB )	Acceptance Limits ( dB )
A - weight	94.0	0.0	-
C - weight	94.0	0.0	± 0.2
Flat	94.0	0.0	± 0.2

## 5.2 Time weighting at 1 kHz

Frequency Weighting	Measured Value ( dB )	Deviated Value ( dB )	Acceptance Limits ( dB )
Fast	94.0	0.0	-
Slow	94.0	0.0	± 0.1
Leq	94.0	0.0	± 0.1

## 6. Long - term stability

Frequency Weighting	SLM Display at initial ( dB )	SLM Display at final ( dB )	Deviated Value ( dB )	Acceptance Limits ( dB )
A - weight	94.0	94.0	0.0	± 0.3

## Continuation of Calibration Certificate

Cert. No. : ACL22082  
Job No. : VC65AC0044  
Pages : 6 of 8

## 7. Level linearity on the reference level range

Anticipated Value ( dB )	Measured Value ( dB )	Deviated Value ( dB )	Acceptance Limits ( dB )
135.0	135.0	0.0	± 1.1
134.0	134.0	0.0	± 1.1
133.0	133.0	0.0	± 1.1
132.0	132.0	0.0	± 1.1
131.0	131.0	0.0	± 1.1
129.0	129.0	0.0	± 1.1
124.0	124.0	0.0	± 1.1
119.0	119.0	0.0	± 1.1
114.0	114.0	0.0	± 1.1
109.0	109.0	0.0	± 1.1
104.0	104.0	0.0	± 1.1
99.0	99.0	0.0	± 1.1
94.0	94.0	0.0	± 1.1
89.0	89.0	0.0	± 1.1
84.0	84.0	0.0	± 1.1
79.0	79.0	0.0	± 1.1
74.0	74.0	0.0	± 1.1
69.0	69.0	0.0	± 1.1
64.0	64.0	0.0	± 1.1
59.0	59.0	0.0	± 1.1
54.0	54.0	0.0	± 1.1
49.0	49.0	0.0	± 1.1
44.0	44.0	0.0	± 1.1
39.0	39.0	0.0	± 1.1

Continuation of Calibration Certificate

Cert. No. : ACL22082  
Job No. : VC65AC0044  
Pages : 7 of 8

8. Level linearity including the level range control

Range	Anticipated Value ( dB )	Measured Value ( dB )	Deviated Value ( dB )	Acceptance Limits ( dB )
140	94.0	94.0	0.0	±0.5

9. Tone burst response

Time Weighting	Tone burst duration, Tb ( ms )	Cycle	Anticipated Value ( dB )	Measured Value ( dB )	Deviated Value ( dB )	Acceptance Limits ( dB )
Fast	0.25	1	108.0	107.8	-0.2	1.5 ; -5.0
	2	8	117.0	116.7	-0.3	1.0 ; -2.5
	200	800	134.0	133.9	-0.1	±1.0
Slow	2	8	108.0	107.8	-0.2	1.5 ; -5.0
	200	800	127.6	127.6	0.0	±1.0
SEL	0.25	1	N/A	N/A	N/A	1.5 ; -5.0
	2	8	N/A	N/A	N/A	1.0 ; -2.5
	200	800	N/A	N/A	N/A	±1.0

10. Peak C sound level

Number of cycle in test signal	Anticipated Value ( dB )	Measured Value, Lepeak ( dB )	Deviated Value ( dB )	Acceptance Limits ( dB )
Continuous	133.0	133.0	0.0	-
One	136.4	135.8	-0.6	±3.0

Number of cycle in test signal	Anticipated Value ( dB )	Measured Value ( dB )	Deviated Value ( dB )	Acceptance Limits ( dB )
Continuous	133.0	133.0	0.0	-
Positive half cycle	135.4	135.4	0.0	±2.0
Negative half cycle	135.4	135.4	0.0	±2.0

Continuation of Calibration Certificate

Cert. No. : ACL22082  
Job No. : VC65AC0044  
Pages : 8 of 8

11. Overload indication

Measured value ( dB )		Deviated Value ( dB )	Acceptance Limits ( dB )
Positive one-half cycle	Negative one-half cycle		
89.2	89.4	0.2	±1.5

12. High level stability

Frequency Weighting	SLM Display at initial ( dB )	SLM Display at final ( dB )	Deviated Value ( dB )	Acceptance Limits ( dB )
A - weight	137.0	137.0	0.0	±0.3

The reported uncertainty is based on a standard uncertainty multiplied by coverage factor  $k = 2$  or any value following calculation, providing a level of confidence of approximately 95 %

End of Calibration Certificate



### Certificate of Calibration

#### Customer

Name : UNITED ANALYST AND ENGINEERING CONSULTANT CO.,LTD. Certificate No : 22-ACT-036  
Address : 81 Soi Udomsuk 41, Sukhumvit Road, Bangchak, Prakanong, Bangkok Request No : Req-2022-0095  
10260

#### Unit Under Calibration Details

Measurement item : Sound Level Meter Microphone Class : 2  
Manufacturer : LARSON DAVIS Microphone Model : 375A04  
Model : LxT2 Microphone S/N : 328676  
Serial Number : 0005400 Preamplifier Model : PRMLxT2C  
ID : UAE.EFM.037/2564 Preamplifier S/N : 073803  
Resolution : 0.1 dB Intrument Status : Used

#### Calibration Environment and Details


Temperature : 23 °C ± 2 °C  
Humidity : 50 %RH ± 20 %RH  
Barometric Pressure : 1013 hPa ± 10 hPa  
Received Date : 14 January 2022  
Calibrated Date : 21 January 2022  
Calibration Procedure : In-house method CP-SLM-01 based on IEC 61672-3 : 2013 Electroacoustics - Sound level meters - Part 3: Periodic tests  
Location of Calibration : Lab Acoustic


#### Reference Standard

Instrument	Brand	Model	SN.	Due calibration	Traceability
Standard Microphone	GRAS	40AN	188273	15 September 2022	GRAS
Multifrequency Calibrator	Quest	Quest-cal	EFA000234	14 June 2022	TSI
Audio Generator	SvanteK	Svan401	131	18 October 2022	WK Electric

#### Note

The reported uncertainty is based on standard uncertainty multiplied by the Coverage Factor  $k = 2$ , providing a level of confidence approximately 95 %.

Calibrated By :   
Mr. Noppadon Luangart  
Calibration Officer

Approved By :   
Mr. Pacit Mathavorn  
Calibration Engineer Supervisor  
Issue Date : 21 January 2022

Certificate No : 22-ACT-036  
Request No : Req-2022-0095

#### 1. Indication at the calibration check frequency

UUC Setting	Nominal Level	Before Adjust		Adjust		UNCERTAINTY ( ± dB)	Acceptance Limit ( ± dB)
		UUC (dB)	ERR (dB)	UUC (dB)	ERR (dB)		
FAST / A / 37-139							
Calibrator Setting							
1000 Hz 114.00 dB	113.85	113.9	+0.05	113.9	0.05	0.20	0.3

Note : Absolute sensitivity was established by the use of Sound Calibrator Brand SVANTEK, Model SV 35A, SN.58079

#### 2. Self-generated noise, Microphone installed

UUC Setting	Measured (dB)	UNCERTAINTY ( ± dB)
FAST / 37-139		
UUC Weighting		
A	29.0	0.10

#### 3. Self-generated noise, Microphone replaced by the electrical input signal device

UUC Setting	Measured (dB)	UNCERTAINTY ( ± dB)
FAST / 37-139		
UUC Weighting		
A	28.8	0.10
C	28.2	0.10
Z	32.9	0.10

#### 4. Acoustic signal test of frequency weightings (Without Windscreen)

UUC Setting	Deviation from various Frequency Weighting Response curve			UNCERTAINTY ( ± dB)	Acceptance Limit ( ± dB)
	A (dB)	C (dB)	Z (dB)		
FAST / 37-139					
STD Setting					
125 Hz	-0.1	0.1	0.0	0.50	2.0
1000 Hz	0.0	0.0	0.0	0.60	1.0
4000 Hz	0.5	0.5	0.6	0.60	3.0
8000 Hz	0.4	0.4	0.5	0.70	5.0

Certificate No : 22-ACT-036  
 Request No : Req-2022-0095

5. Electrical signal test of frequency weightings, Weighting network response with relative to 1 kHz

UUC Setting		Deviation from various Frequency			UNCERTAINTY	Acceptance
FAST / 37-139		Weighting Response curve				
STD Setting		A (dB)	C (dB)	Z (dB)	( ± dB)	Limit ( ± dB)
63 Hz		-0.2	-0.1	0.0	0.2	2.0
125 Hz		-0.1	0.0	0.0		1.5
250 Hz		-0.1	0.0	0.0		1.5
500 Hz		-0.1	0.0	0.0		1.5
1000 Hz		0.0	0.0	0.0		1.0
2000 Hz		0.0	0.0	0.0		2.0
4000 Hz		0.0	0.0	0.0		3.0
8000 Hz		-0.1	0.0	0.0		5
16000 Hz		-0.1	-0.1	0.0		+5, -INF

6. Frequency and time weightings at 1kHz

UUC Setting	STD	Measured		UNCERTAINTY ( ± dB)	Acceptance Limit ( ± dB)
FAST / 37-139	REF	UUC	ERR		
UUC Weighting	(dB)	(dB)	(dB)	0.2	( ± dB)
A	114.00	114.0	0.0		
C	114.00	114.0	0.0		
Z	114.00	114.0	0.0		

UUC Setting	STD	Measured		UNCERTAINTY ( ± dB)	Acceptance Limit ( ± dB)
37-139 / A	REF	UUC	ERR		
UUC Time Response	(dB)	(dB)	(dB)	0.2	( ± dB)
Fast	114.00	114.0	0.0		
Slow	114.00	114.0	0.0		
Leq	114.00	114.0	0.0		

Certificate No : 22-ACT-036  
 Request No : Req-2022-0095

7. Long Term Stability

UUC Setting	Measured	UNCERTAINTY ( ± dB)	Acceptance Limit ( ± dB)
FAST / A / 37-139	UUC		
STD Setting	(dB)		
Initial	114.0		
Final	114.0		
Deviated	0.0		

8. Level linearity on the reference level range

UUC Setting	Anticipated	Deviation		UNCERTAINTY ( ± dB)	Acceptance Limit ( ± dB)
FAST / A / 37-139	REF	UUC	ERR		
STD dB	(dB)	(dB)	(dB)	0.3	( ± dB)
139.00	139	139.0	0.0		
134.00	134	134.0	0.0		
129.00	129	129.0	0.0		
124.00	124	124.0	0.0		
119.00	119	119.0	0.0		
114.00	114	114.0	0.0		
109.00	109	109.0	0.0		
104.00	104	104.0	0.0		
99.00	99	99.0	0.0		
94.00	94	93.9	-0.1		
89.00	89	88.9	-0.1		
84.00	84	83.9	-0.1		
79.00	79	78.9	-0.1		
74.00	74	73.9	-0.1		
69.00	69	69.0	0.0		
64.00	64	63.9	-0.1		
59.00	59	59.0	0.0		
54.00	54	54.0	0.0		
49.00	49	49.0	0.0		
44.00	44	44.1	0.1		
39.00	39	39.3	0.3		
38.00	38	38.3	0.3		
37.00	37	37.5	0.5		

Certificate No : 22-ACT-036  
 Request No : Req-2022-0095

9. Level linearity including the level range control

UUC Setting	STD	Measured		UNCERTAINTY	Acceptance
FAST / A	REF	UUC	ERR		Limit
UUC Range	(dB)	(dB)	(dB)	( ± dB)	( ± dB)
37-139	42.9	43.2	0.3	0.3	1.1
	114	114.0	0.0		1.1

10. Tone burst response

UUC Setting	STD	Anticipated	Measured		UNCERTAINTY	Acceptance
A / 37-139	Toneburst	Ref	UUC	ERR		Limit
UUC Time Response	(ms)	(dB)	(dB)	(dB)	( ± dB)	( ± dB)
Fast	200	135.0	135.0	0.0	0.3	1
	2	118.0	117.8	-0.2		+1.0, -2.5
	0.25	109.0	108.8	-0.2		+1.5, -5.0
Slow	200	128.6	128.5	-0.1		1
	2	109.0	108.8	-0.2		+1.0, -5.0
SEL	200	129.0	129.0	0.0		1
	2	109.0	109.0	0.0		+1.0, -2.5
	0.25	100.0	99.9	-0.1		+1.5, -5.0

11. Peak C Sound level

UUC Setting	Anticipated	Measured		UNCERTAINTY	Acceptance
FAST / C / 95-142	REF	UUC	ERR		Limit
STD Setting	(dB)	(dB)	(dB)	( ± dB)	( ± dB)
Complete cycle	137.4	136.9	-0.50	0.2	3.0
Positive half cycle	136.4	136.2	-0.20		2.0
Negative half cycle	136.4	136.2	-0.20		2.0

Certificate No : 22-ACT-036  
 Request No : Req-2022-0095

12. Overload indication

UUC Setting	Measured	UNCERTAINTY	Acceptance
FAST / A / 37-139	UUC		Limit
STD Setting	(dB)	( ± dB)	( ± dB)
Positive one-half cycle	142.1		
Negative one-half cycle	141.9		
Deviated	0.2	0.2	1.5

13. High Level Stability

UUC Setting	Measured	UNCERTAINTY	Acceptance
FAST / A / 37-139	UUC		Limit
STD Setting	(dB)	( ± dB)	( ± dB)
Initial	138.0		
Final	138.0		
Deviated	0.0	0.1	0.3

End of Certificate



## Calibration Certificate

**Certificate No.:** 2301846-001-01  
**Client name:** UNITED ANALYST AND ENGINEERING CONSULTANT CO.,LTD.  
**Address:** 3 Soi Udomsuk 41, Sukhumvit Road,  
 Bangchack, Prakhnong, Bangkok 10260

Page 1 of 5

**Equipment:** pH Meter  
**Manufacturer:** Mettler Toledo  
**Model:** SevenEasy TM S20 pH  
**Serial No.:** 1231155210  
**ID No.:** UAE.WAT.010/2553  
**Order No.:** 2301846  
**Operation No.:** 2301846-001  
**Date of Receipt:** 17 February 2023  
**Date of Calibration:** 24 February 2023

**Calibrated by** Mr.Worapob Sooktong **Approved by**   
 Scientist ( Mr.Nuttapol Niyomchart )  
 Specialist, Division of Calibration Laboratory  
**Date of Issue:** 24 February 2023 **Responsible for the Technical Management Team**

The uncertainties are for a confidence probability of approximately 95%.

This Certificate is issued in accordance with the conditions of accreditation granted by the Thai Laboratory Accreditation Scheme which has assessed the measurement capability of the laboratory and its traceability to recognized national standards and to the units of measurement realized at the corresponding national standards laboratory. This certificate may not be reproduced other than in full except with the prior written approval of the National Food Institute.

F-CS-009 Revision: 01 Date: 20-04-65



nfi.or.th

## Calibration Report

**Certificate No.:** 2301846-001-01  
**Equipment:** pH Meter **Resolution:** 0.01 pH ; 1 mV  
**Manufacturer:** Mettler Toledo **Model:** SevenEasy TM S20 pH  
**Serial No.:** 1231155210 **Type:** Bench top  
**ID No.:** UAE.WAT.010/2553

**Date of Calibration:** 24 February 2023

Page 2 of 5

**Location:** Chemical Calibration Laboratory, National Food Institute  
**Environment Condition:** **Ambient Temperature:** ( 25.1 ± 1.5 ) °C **Relative Humidity:** ( 50 ± 5 ) %  
**Condition of Equipment:** Good Condition  
**Condition of this Results of Calibration**

1. Calibration Method In house method : W-CC-002 based on direct measurement by using standard voltage calibrator and certified reference material (CRM)

2. Reference Standards / Certified Reference Material

Instruments	Serial / ID No.	Manufacturer	Certificate No.	Due Date
2.1 DC Voltage Calibrator	2709007	Fluke	22E1959	17 June 2023
2.2 Digital Thermometer	2709007	Fluke	CC 650577-01	30 October 2023
2.3 Thermo-Hygro Meter	NFI.BTH 007/18	PONPE 490	QR22-0886	26 April 2023
Certified Reference Material	Lot No.	Manufacturer	Ref N	Expire Date
2.4 pH buffer 4.008 (Primary pH buffer Solution)	832606	CPAchem	PH216.L5	8 August 2024
2.5 pH buffer 6.865 (Primary pH buffer Solution)	832607	CPAchem	PH217.L5	8 August 2024
2.6 pH buffer 10.01 (Primary pH buffer Solution)	832609	CPAchem	PH220.L5	8 August 2023
2.7 pH buffer 7.00 (Standard pH buffer Solution)	832610	CPAchem	PH107.L5	8 August 2023

3. This certification is traceable to The International System of Unit (SI Unit)

3.1 Instruments No.2.1	through	NSC-TISI-TIS 17025 Laboratory Accreditation of Calibration No.0008
3.2 Instruments No.2.2	through	NSC-TISI-TIS 17025 Laboratory Accreditation of Calibration No.0061
3.3 Instruments No.2.3	through	NSC-TISI-TIS 17025 Laboratory Accreditation of Calibration No.0292
3.4 Certified Reference Material No. 2.4 to 2.6	traceable to	Primary measurement method- Harned cell using calibrated thermometer, barometer, and nanovoltmeter. The Standard Solution preparation and certified by CPAchem Ltd is accredited to ISO 17034 and ISO/IEC 17025
3.5 Certified Reference Material No.2.7	traceable to	BIM RefN HI-27 LotN 04.06.2021; BIM RefN HI-28 LotN 28.05.2021; BIM RefN HI-27 LotN 04.06.2021; BIM RefN HI-28 LotN 28.05.2021, the Standard Solution preparation and certified by CPAchem Ltd is accredited to ISO 17034 and ISO/IEC 17025

4. This certificate was certified only for the instrument we calibrated.

5. This result of calibration was found accurate as shown on date and place of calibration only.

F-CS-012 Revision: 01 Date: 20-04-65



nfi.or.th

## Calibration Report

**Certificate No.:** 2301846-001-01  
**Equipment:** pH Meter  
**Resolution:** 0.01 pH ; 1 mV  
**Manufacturer:** Mettler Toledo  
**Model:** SevenEasy TM S20 pH  
**Serial No.:** 1231155210  
**Type:** Bench top  
**ID No.:** UAE.WAT.010/2553

**Date of Calibration:** 24 February 2023

Page 3 of 5

### Calibration Results:

1. Calibration of pH Meter ( Manual Temperature Compensation at 25 °C )

Nominal pH	DC Voltage Standard ( mV )	Average Indicator Reading		Uncertainty ( ± mV )	Coverage Factor ( k )
		mV	pH		
0	414.120	414	0.00	0.58	2.00
2	295.814	296	2.00	0.58	2.00
4	177.464	178	4.00	0.58	2.00
6	59.160	59	6.00	0.58	2.00
7	0.000	0	7.00	0.58	2.00
8	-59.156	-59	8.00	0.58	2.00
10	-177.460	-177	10.00	0.58	2.00
12	-295.811	-296	12.00	0.58	2.00
14	-414.117	-414	14.00	0.58	2.00

2. Calibration of pH Meter with Electrode ( Manual Temperature Compensation at 25 °C )

**Equipment:** pH Electrode  
**Type:** Combined Electrode  
**Manufacturer:** Mettler Toledo  
**Model:** InLab Solids  
**Serial No.:** 9018311  
**ID.No.:** N/A

**Performance of Electrode system** (Three-Point Calibration at pH 4, pH 7 and pH 10)

Certified Value @25 °C (pH)	Average Indicator Reading		Relative Slope (%)	Uncertainty ( ± pH )	Coverage Factor ( k )
	pH	mV			
4.008	4.01	186	-	0.0071	2.00
6.865	6.90	19	97.68	0.0075	2.00
10.008	10.01	-160	97.29	0.0095	2.00
6.985	6.99	15	-	0.0092	2.00



## Calibration Report

**Certificate No.:** 2301846-001-01  
**Equipment:** Digital Thermometer with RTD  
**Resolution:** 0.1 °C  
**Model:** SevenEasy TM S20 pH  
**Serial No.:** 1231155210  
**ID No.:** UAE.WAT.010/2553  
**Manufacturer:** Mettler Toledo

**Date of Calibration:** 24 February 2023

Page 4 of 5

**Location:** Chemical Calibration Laboratory, National Food Institute  
**Environment Condition:** Ambient Temperature 25 °C ± 1 °C  
Relative Humidity 48 % ± 3 %

### Condition of this results of Calibration:

1. Calibration Method : - In house method: W-TE-025 by comparison with standard thermometer.  
- The Calibration is determined by comparing with a known temperature from a standard resistance thermometer.  
- The temperature scale in use at this laboratory is the International Temperature scale of 1990 ( ITS-90 ).

2. Reference Standard Instrument :

Instrument	Model	Serial No.	Certificate No.	Due Date	Through
HANDHELD THERMOMETER	1523	2118154	PSL-T 0673/65	07-Jun-23	TISTR
Platinum Resistance Thermometer (PRT)	5627A	877332			

Support Equipment : - Low Temperature Bath (Micro Bath), Model: 7103, S/N: A39538,AN65 A85181.

3. This certificate is traceable to International System of Units (SI Units).
4. This certificate was certified only for the instrument we calibrated.
5. This result of calibration was found accurate as shown on date and place of calibration only.
6. Condition of Calibrated item : Good
7. Result of Calibration : ☒ Without adjustment ☐ After adjustment





## Calibration Report

**Certificate No.:** 2301846-001-01  
**Equipment:** Digital Thermometer with RTD  
Resolution: 0.1 °C Model: SevenEasy TM S20 pH  
Serial No.: 1231155210 ID No.: UAE.WAT.010/2553  
Manufacturer: Mettler Toledo  
**Date of Calibration:** 24 February 2023

Page 5 of 5

**Calibration point:** 15.0, 25.0 and 35.0 °C

**Calibration result:**

- The probe was immersed in liquid bath or dry bath to a minimum depth of 120 mm.
- Description of probe, model : - S/N : -  
Dimension of probe : Diameter 9 mm., Length 120 mm.,  
Sheath material : Stainless Steel

UUC* Reading (°C)	Standard Temperature (°C)	Correction Value (°C)	Uncertainty ± (°C)
15.1	15.015	- 0.1	0.11
25.0	25.014	0.0	0.11
35.1	35.016	- 0.1	0.11

**Note**

- UUC\* : Unit Under Calibration

The report uncertainty of measurement was based on standard uncertainty multiplied by coverage factor k= 2, providing a level of confidence of approximately 95 %.

----- End -----

F-CS-012 Revision: 01 Date: 20-04-65



nfi.or.th

## Calibration Certificate

**Certificate No.:** 2302181-001-01  
**Client name:** UNITED ANALYST AND ENGINEERING CONSULTANT CO.,LTD.  
**Address:** 3 Soi Udumsuk 41, Sukhumvit Road,  
Bangchack, Prakhonong, Bangkok 10260

Page 1 of 5

**Equipment:** pH Meter  
**Manufacturer:** METTLER TOLEDO  
**Model:** SevenEasy pH  
**Serial No.:** 1230525212  
**ID No.:** UAE.WAS.003/2553  
**Order No.:** 2302181  
**Operation No.:** 2302181-001  
**Date of Receipt:** 14 March 2023  
**Date of Calibration:** 24 March 2023

**Calibrated by** Mr.Pheraphat Tuanjit  
Scientist

**Approved by** (Mr.Nuttapol Niyomchart)

Specialist, Division of Calibration Laboratory  
Responsible for the Technical Management Team

**Date of Issue:** 24 March 2023

The uncertainties are for a confidence probability of approximately 95%.

This Certificate is issued in accordance with the conditions of accreditation granted by the Thai Laboratory Accreditation Scheme which has assessed the measurement capability of the laboratory and its traceability to recognized national standards and to the units of measurement realized at the corresponding national standards laboratory. This certificate may not be reproduced other than in full except with the prior written approval of the National Food Institute.

F-CS-009 Revision: 01 Date: 20-04-65



nfi.or.th

## Calibration Report

**Certificate No.:** 2302181-001-01  
**Equipment:** pH Meter  
**Resolution:** 0.01 pH ; 1 mV  
**Manufacturer:** METTLER TOLEDO  
**Model:** SevenEasy pH  
**Serial No.:** 1230525212  
**Type:** Bench top  
**ID No.:** UAE.WAS.003/2553  
**Date of Calibration:** 24 March 2023 Page 2 of 5

**Location:** Chemical Calibration Laboratory, National Food Institute  
**Environment Condition:** Ambient Temperature: ( 23.4 ± 1.5 ) °C Relative Humidity: ( 52 ± 3 ) %  
**Condition of Equipment:** Good Condition

### Condition of this Results of Calibration

1. Calibration Method In house method : W-CC-002 based on direct measurement by using standard voltage calibrator and certified reference material (CRM)

### 2. Reference Standards / Certified Reference Material

Instruments	Serial / ID No.	Manufacturer	Certificate No.	Due Date
2.1 DC Voltage Calibrator	2709007	Fluke	22E1959	17 June 2023
2.2 Digital Thermometer	2709007	Fluke	CC-650557-01	30 October 2023
2.3 Thermo-Hygro Meter	NFLBTH003/17	PONPE	TE 650555-01	21 September 2023
Certified Reference Material	Lot No.	Manufacturer	Ref N	Expire Date
2.4 pH buffer 4.008 (Primary pH buffer Solution)	873608	CPAchem	PH216.L5	16 February 2025
2.5 pH buffer 6.865 (Primary pH buffer Solution)	873609	CPAchem	PH217.L5	16 February 2025
2.6 pH buffer 10.01 (Primary pH buffer Solution)	873611	CPAchem	PH220.L5	16 February 2024
2.7 pH buffer 7.00 (Standard pH buffer Solution)	873612	CPAchem	PH107.L5	16 February 2024

### 3. This certification is traceable to The International System of Unit (SI Unit)

3.1 Instruments No.2.1	through	NSC-TISI-TIS 17025 Laboratory Accreditation of Calibration No.0008
3.2 Instruments No.2.2	through	NSC-TISI-TIS 17025 Laboratory Accreditation of Calibration No.0061
3.3 Instruments No.2.3	through	NSC-TISI-TIS 17025 Laboratory Accreditation of Calibration No.0061
3.4 Certified Reference Material No. 2.4 to 2.6	traceable to	Primary measurement method- Harned cell using calibrated thermometer, barometer, and nanovoltmeter. The Standard Solution preparation and certified by CPAchem Ltd is accredited to ISO 17034 and ISO/IEC 17025
3.5 Certified Reference Material No.2.7	traceable to	BIM RefN HI-13 LotN 25.05.2022; BIM RefN HI-16 LotN 02.06.2022; BIM RefN HI-13 LotN 25.05.2022; BIM RefN HI-16 LotN 02.06.2022, the Standard Solution preparation and certified by CPAchem Ltd is accredited to ISO 17034 and ISO/IEC 17025

4. This certificate was certified only for the instrument we calibrated.

5. This result of calibration was found accurate as shown on date and place of calibration only.

F-CS-012 Revision: 01 Date: 20-04-65



## Calibration Report

**Certificate No.:** 2302181-001-01  
**Equipment:** pH Meter  
**Resolution:** 0.01 pH ; 1 mV  
**Manufacturer:** METTLER TOLEDO  
**Model:** SevenEasy pH  
**Serial No.:** 1230525212  
**Type:** Bench top  
**ID No.:** UAE.WAS.003/2553  
**Date of Calibration:** 24 March 2023 Page 3 of 5

### Calibration Results:

1. Calibration of pH Meter ( Manual Temperature Compensation at 25 °C )

Nominal pH	DC Voltage Standard ( mV )	Average Indicator Reading		Uncertainty ( ± mV )	Coverage Factor ( k )
		mV	pH		
0	414.120	414	0.00	0.58	2.00
2	295.814	296	2.00	0.58	2.00
4	177.464	178	4.00	0.58	2.00
6	59.160	59	6.00	0.58	2.00
7	0.000	0	7.00	0.58	2.00
8	-59.168	-59	8.00	0.58	2.00
10	-177.460	-177	10.00	0.58	2.00
12	-295.811	-296	12.00	0.58	2.00
14	-414.117	-414	14.00	0.58	2.00

2. Calibration of pH Meter with Electrode ( Manual Temperature Compensation at 25 °C )

**Equipment:** pH Electrode  
**Type:** Combined Electrode  
**Manufacturer:** METTLER TOLEDO  
**Model:** InLab Solids  
**Serial No.:** 1156883  
**ID.No.:** N/A

**Performance of Electrode system** (Three-Point Calibration at pH 4, pH 7 and pH 10)

Certified Value @25 °C (pH)	Average Indicator Reading		Relative Slope (%)	Uncertainty ( ± pH )	Coverage Factor ( k )
	pH	mV			
4.008	4.01	187	-	0.0071	2.00
6.865	6.86	22	97.86	0.0075	2.00
10.010	10.01	-160	97.66	0.0086	2.00
6.985	6.99	14	-	0.0093	2.00

F-CS-012 Revision: 01 Date: 20-04-65



## Calibration Report

**Certificate No.:** 2302181-001-01  
**Equipment:** Digital Thermometer with RTD (pH Meter)  
Resolution: 0.1 °C Model: SevenEasy pH  
Serial No.: 1230525212 ID No.: UAE.WAS.003/2553  
Manufacturer: METTLER TOLEDO  
**Date of Calibration:** 24 March 2023

Page 4 of 5

**Location:** Chemical Calibration Laboratory, National Food Institute  
**Environment Condition:** Ambient Temperature 25 °C ± 1 °C  
Relative Humidity 55 % ± 5 %

### Condition of this results of Calibration:

1. Calibration Method : - In house method: W-TE-025 by comparison with standard thermometer.  
- The Calibration is determined by comparing with a known temperature from a standard resistance thermometer.  
- The temperature scale in use at this laboratory is the International Temperature scale of 1990 ( ITS-90 ).

### 2. Reference Standard Instrument :

Instrument	Model	Serial No.	Certificate No.	Due Date	Through
HANDHELD THERMOMETER	1521	A85997	TE 660039-01	10-Dec-23	NATIONAL FOOD INSTITUTE
Platinum Resistance Thermometer (PRT)	385	509201			

Support Equipment : - Low Temperature Bath (ISOCAL-6), Model: Europa-6 Plus Basic, S/N: 341592/2

3. This certificate is traceable to International System of Units (SI Units).
4. This certificate was certified only for the instrument we calibrated.
5. This result of calibration was found accurate as shown on date and place of calibration only.
6. Condition of Calibrated item : Good
7. Result of Calibration : ☒ Without adjustment ☐ After adjustment



## Calibration Report

**Certificate No.:** 2302181-001-01  
**Equipment:** Digital Thermometer with RTD (pH Meter)  
Resolution: 0.1 °C Model: SevenEasy pH  
Serial No.: 1230525212 ID No.: UAE.WAS.003/2553  
Manufacturer: METTLER TOLEDO  
**Date of Calibration:** 24 March 2023

Page 5 of 5

**Calibration point:** 15.0, 25.0 and 30.0 °C  
**Calibration result:**

- The probe was immersed in liquid bath or dry bath to a minimum depth of 120 mm.
- Description of probe, model : N/A S/N : N/A  
Dimension of probe : Diameter 3 mm., Length 120 mm.,  
Sheath material : N/A

UUC* Reading (°C)	Standard Temperature (°C)	Correction Value (°C)	Uncertainty ± (°C)
15.2	14.999	- 0.2	0.12
25.2	24.999	- 0.2	0.12
30.2	29.999	- 0.2	0.12

### Note

- UUC\* : Unit Under Calibration

The report uncertainty of measurement was based on standard uncertainty multiplied by coverage factor k= 2, providing a level of confidence of approximately 95 %.

\*\*\*\*\* End \*\*\*\*\*







## Certificate of Calibration

**Equipment:** CONDUCTIVITY METER  
**Model:** Lab 955  
**Serial No. (or ID.):** 16300356  
**Manufacturer:** SI Analytics  
**Electrode Serial No.** 16070067  
**Condition:** In Condition

**Certificate No.:** C24230059  
**Issued Date:** 16 March 2023  
**Job No.:** KSPR2304472  
**Page:** 1 of 2  
**Model :** LF413T **Brand :** SI Analytics

**Customer:** United Analyst and Engineering Consultant Company Limited  
3 Soi Udomsuk 41 Sukhumvit Road,  
Bangchak, Prakanong, Bangkok 10260 Thailand

**Environment Condition:** Temperature 23 °C ± 2 °C  
Humidity 50 %RH ± 15 %RH

**Calibration Place:** Environment Laboratory, DKSH Technology Limited.  
2533 Sukhumvit Road, Bangchak,  
Phrakhanong, Bangkok 10260 Thailand

**Calibration By:** Mr.Atachai Ngamchanat  
**Calibration Date:** 16 March 2023  
**The Method used:** In house method, CAL-WI-49, base on ASTM D 1125-14 and D 5391-14  
**Traceability:** This certificate is traceable to the SI Units maintained by CRM of NIST(SRM) through CPA chem Co., Ltd. (ISO/IEC 17034) Certificate No. 838312, 838313, 838316

(Mr. Atachai Ngamchanat)

Person in charge

(Mr. Nitinun Srihawan)

Authorized signatory

This certificate is issued the units of measurement according to the International System of Units (SI). It provides traceability of measurement to international or national standard or other recognized national standard laboratories.

The measurement uncertainty stated is the expanded uncertainty which is obtained from the standard uncertainty multiplied by the coverage factor ( $k=2$ ) to provide a level of confidence of approximately 95%. It is determined in accordance with the Guide to Expression of Uncertainty in Measurement (GUM).

These results may be affected by deviations from specified conditions. The results relate only to the items tested, calibrated or sampled. The report shall not be reproduced except in full without approval of DKSH Technology Limited.

บริษัท ดีเคเอส อีซี จำกัด

DKSH Technology Limited

2533 ถนนสุขุมวิท แขวงคลองเตย เขตคลองเตย กรุงเทพมหานคร 10260  
2533 Sukhumvit Road, Bangchak, Phrakhanong, Bangkok 10260  
Phone: +66 2639 7000 Email: info.calibration@dksh.com Website: www.dksh.com/scientific-thailand

Delivering Growth – In Asia and Beyond.

เอกสารไม่ควบคุม

CAL-FM-C24-09: 12 Sep 2022



Certificate No.: C24230059

Page: 2 of 2

### Calibration Results:

#### Before Adjustment

Standard Conductivity Solution	Unit Under Calibration Reading	Correction	Coverage Factor ( k )	Uncertainty ( ± )
25.000 $\mu\text{S/cm}$	24.5 $\mu\text{S/cm}$	0.500 $\mu\text{S/cm}$	2.00	0.21 $\mu\text{S/cm}$
1413.0 $\mu\text{S/cm}$	1403 $\mu\text{S/cm}$	10.0 $\mu\text{S/cm}$	2.00	9.0 $\mu\text{S/cm}$
111.3 mS/cm	108.5 mS/cm	2.80 mS/cm	2.00	0.67 mS/cm

#### After Adjustment ; at 1413 $\mu\text{S/cm}$

Standard Conductivity Solution	Unit Under Calibration Reading	Correction	Coverage Factor ( k )	Uncertainty ( ± )
25.000 $\mu\text{S/cm}$	24.8 $\mu\text{S/cm}$	0.200 $\mu\text{S/cm}$	2.00	0.21 $\mu\text{S/cm}$
1413.0 $\mu\text{S/cm}$	1413 $\mu\text{S/cm}$	0.0 $\mu\text{S/cm}$	2.00	9.0 $\mu\text{S/cm}$
111.3 mS/cm	108.8 mS/cm	2.50 mS/cm	2.00	0.67 mS/cm

The End of Certificate

บริษัท ดีเคเอส อีซี จำกัด

DKSH Technology Limited

2533 ถนนสุขุมวิท แขวงคลองเตย เขตคลองเตย กรุงเทพมหานคร 10260  
2533 Sukhumvit Road, Bangchak, Phrakhanong, Bangkok 10260  
Phone: +66 2639 7000 Email: info.calibration@dksh.com Website: www.dksh.com/scientific-thailand

Delivering Growth – In Asia and Beyond.

เอกสารไม่ควบคุม

CAL-FM-C24-09: 12 Sep 2022



## ใบตรวจสอบสภาพเครื่องวัดสิ่งแวดล้อม

เลขที่ใบงาน: KSPR2304472

ชนิดเครื่องมือ: CONDUCTIVITY METER

รุ่น: Lab 955

หมายเลขเครื่อง: 16300356

ตรวจสอบ (รับ)		รายการตรวจเช็ค	ตรวจสอบ (ส่ง)		หมายเหตุ
16 Mar 2023			16 Mar 2023		
ปกติ	ไม่ปกติ		ปกติ	ไม่ปกติ	
		General			
<input checked="" type="checkbox"/>	<input type="checkbox"/>	1. ความสมบูรณ์เครื่อง	<input checked="" type="checkbox"/>	<input type="checkbox"/>	
<input checked="" type="checkbox"/>	<input type="checkbox"/>	2. ความสะอาด ( ช่องใส่ตัวอย่าง, ภายใน-นอกเครื่อง)	<input checked="" type="checkbox"/>	<input type="checkbox"/>	
<input checked="" type="checkbox"/>	<input type="checkbox"/>	3. สวิทช์ ปิด – เปิด เครื่อง (On-Off Swich)	<input checked="" type="checkbox"/>	<input type="checkbox"/>	
<input checked="" type="checkbox"/>	<input type="checkbox"/>	4. ปุ่มกด (Keypad)	<input checked="" type="checkbox"/>	<input type="checkbox"/>	
<input checked="" type="checkbox"/>	<input type="checkbox"/>	5. หน้าจอ (Display, Screen Contrast)	<input checked="" type="checkbox"/>	<input type="checkbox"/>	
		Spectrophotometer			
<input type="checkbox"/>	<input type="checkbox"/>	6. แรงดันไฟฟ้า (Battery Backup) >= 2.5 VDC	<input type="checkbox"/>	<input type="checkbox"/>	
<input type="checkbox"/>	<input type="checkbox"/>	7. ตัวหมุนเลือกความยาวคลื่น (Wavelength Control)	<input type="checkbox"/>	<input type="checkbox"/>	
<input type="checkbox"/>	<input type="checkbox"/>	8. ความยาวคลื่น (Wavelength Check)	<input type="checkbox"/>	<input type="checkbox"/>	
<input type="checkbox"/>	<input type="checkbox"/>	9. แหล่งกำเนิดแสง (UV < 3,000 hour)	<input type="checkbox"/>	<input type="checkbox"/>	
<input type="checkbox"/>	<input type="checkbox"/>	10. แหล่งกำเนิดแสง (Visible < 5,000 hour)	<input type="checkbox"/>	<input type="checkbox"/>	
<input type="checkbox"/>	<input type="checkbox"/>	11. ช่องวัดหลายตัวอย่าง (Carousel Module)	<input type="checkbox"/>	<input type="checkbox"/>	
		pH Meter and Conductivity Meter			
<input checked="" type="checkbox"/>	<input type="checkbox"/>	12. อิเล็กโทรด ( Electrode and Connection Cable )	<input checked="" type="checkbox"/>	<input type="checkbox"/>	
<input type="checkbox"/>	<input type="checkbox"/>	13. ระดับสารละลายใน Electrode (Level KCl )	<input type="checkbox"/>	<input type="checkbox"/>	
<input type="checkbox"/>	<input type="checkbox"/>	14. ฝาปิดกันปลาย Electrode (Dust Protection Hood)	<input type="checkbox"/>	<input type="checkbox"/>	
<input type="checkbox"/>	<input type="checkbox"/>	15. ขาจับอิเล็กโทรด (Stand)	<input type="checkbox"/>	<input type="checkbox"/>	
		Turbidimeter			
<input type="checkbox"/>	<input type="checkbox"/>	16. ค่าความขุ่นที่ต่ำสุด (No Sample)	<input type="checkbox"/>	<input type="checkbox"/>	
<input type="checkbox"/>	<input type="checkbox"/>	17. ระดับการส่องสว่างของแสง (>= 2.5 ไม่นเกิน 3.0)	<input type="checkbox"/>	<input type="checkbox"/>	
		Automatic titrator			
<input type="checkbox"/>	<input type="checkbox"/>	18. สภาพ Piston Burettes	<input type="checkbox"/>	<input type="checkbox"/>	
<input type="checkbox"/>	<input type="checkbox"/>	19. Function Rinsing and Dosing	<input type="checkbox"/>	<input type="checkbox"/>	
<input type="checkbox"/>	<input type="checkbox"/>	20. ระบบท่อสายยางและอุปกรณ์ประกอบ	<input type="checkbox"/>	<input type="checkbox"/>	

ข้อแนะนำ: Electrode วัดอุณหภูมิได้ 25.1°C โดย Control Waterbath ที่ 25.0  $\pm 0.1$ °C

Mr.Atachai Ngamchanat

Service Engineer

เอกสารไม่ควบคุม

CAL-FM-R31-03: 20 Jul 2022

บริษัท ดีเคเอสเอช เทคโนโลยี จำกัด  
DKSH Technology Limited  
2533 ถนนสุขุมวิท แขวงบางจาก เขตพระโขนง กรุงเทพมหานคร 10260  
2533 Sukhumvit Road, Bangchak, Phrakhanong, Bangkok 10260  
Phone: +66 2638 7000 Email: info.calibration@dksh.com Website: www.dksh.com/scientific-thailand

Delivering Growth - In Asia and Beyond.



มูลนิธิเพื่อการพัฒนาอุตสาหกรรมอาหาร  
ศูนย์บริการห้องปฏิบัติการอุตสาหกรรมอาหาร  
Foundation for Industrial Development National Food Institute  
Food Industrial Laboratory Service Center



## Calibration Certificate

**Certificate No.:** 2302827-001-01  
**Client name:** UNITED ANALYST AND ENGINEERING CONSULTANT CO., LTD.  
**Address:** 3 Soi Udomsuk 41, Sukhumvit Road,  
Bangchak, Phrakhanong, Bangkok 10260

Page 1 of 4

**Equipment:** Electronic Balance  
**Manufacturer:** METTLER TOLEDO  
**Model:** XSR204  
**Serial No.:** C117635043  
**ID No.:** UAE.WAS.012/2564  
**Order No.:** 2302827  
**Operation No.:** 2302827-001  
**Date of Receipt:** 10 May 2023  
**Date of Calibration:** 10 May 2023

**Calibrated by** Mr.Manas Somsak  
Specialist  
**Approved by** ( Mr.Pheraphat Tuanjit )  
Manager, Division of Calibration Laboratory  
Responsible for the Technical Management Team  
**Date of Issue:** 18 May 2023

The uncertainties are for a confidence probability of approximately 95%

This Certificate is issued in accordance with the conditions of accreditation granted by the Thai Laboratory Accreditation Scheme which has assessed the measurement capability of the laboratory and its traceability to recognized national standards and to the units of measurement realized at the corresponding national standards laboratory. This certificate may not be reproduced other than in full except with the prior written approval of the National Food Institute.

FCS-009 Revision: 01 Date: 20-04-65

2008 ถนนสุขุมวิท 35 แขวงบางจาก เขตพระโขนง กรุงเทพมหานคร 10260  
2008 Soi 35, Arun Amarin Road, Bang Yi Khan Subdistrict, Bang Phat District, Bangkok 10700, Thailand  
Tel. +66(0) 2422 8528 Fax +66(0) 2422 8545

เอกสารไม่ควบคุม



nfi.or.th



## Calibration Report

**Certificate No.:** 2302827-001-01

**Equipment:** Electronic Balance

**Model:** XSR204

**Serial No.:** C117635043

**Capacity:** 220 g

**Manufacturer:** METTLER TOLEDO

**Resolution:** 0.0001 g

**ID No.:** UAE.WAS.012/2564

**Date of Calibration:** 10 May 2023

Page 2 of 4

**Environment Condition:** Ambient Temperature 21.4 ± 0.2 °C Relative Humidity: 43.4 ± 0.9 %

**Place of Calibration:** Balance room (Water Analysis Unit), UNITED ANALYST AND ENGINEERING CONSULTANT CO., LTD.

**Condition of Equipment:** Good Condition

### Condition of This Results of Calibration:

1. Calibration Method: NFI Method W-MA-001 In-House Method based on UKAS Lab 14 : 2019

2. Reference Standards:

**Reference Standard Model Serial No. Calibrated By Certificate No. Due Date**

Standard Weight Class E2 1mg to 200g B505567572 TCS M23040535 8 April 2024

**Instrument Model Serial No. Calibrated By Certificate No. Due Date**

Thermo-Hygro Meter 608-H1 NFI.BTH 016/23 Quality Reborn QR23-0489 21 February 2024

3. This certification is traceable to SI UNIT

4. This certificate was certified only for the instrument we calibrated.

5. This result of calibration was found accurate as shown on date and place of calibration only.

### Calibration Results:

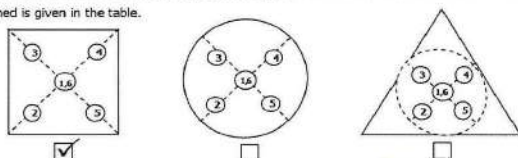
#### 1. Repeatability of Reading:

Nominal Value ( g )	Standard Deviation of Reading ( g )
100	0.000032
200	0.000032

#### 2. Off-Center Error:

A mass of 100 g was placed and moved to various position on pan.

The balance reading obtained is given in the table.



1	2	3	4	5	6	(Maximum Difference)
( g )	( g )	( g )	( g )	( g )	( g )	( g )
100.0002	100.0002	100.0002	100.0002	100.0003	100.0002	0.0001

F-CS-012 Revision: 01 Date: 20-04-65



## Calibration Report

**Certificate No.:** 2302827-001-01

**Equipment:** Electronic Balance

**Model:** XSR204

**Serial No.:** C117635043

**Capacity:** 220 g

**Manufacturer:** METTLER TOLEDO

**Resolution:** 0.0001 g

**ID No.:** UAE.WAS.012/2564

**Date of Calibration:** 10 May 2023

Page 3 of 4

### Calibration Results: (Continued)

**Calibration Range:** 0 - 200 g

**Calibration Adjustment:** Internal Calibration

### 3. Departure from Nominal Value:

Nominal Value ( g )	Standard Value ( g )	Average Reading ( g )	Correction ( g )	Uncertainty ( ± g )	Coverage Factor k
Unload	0.00000	0.0000	0.0000	0.000085	2.00
0.01	0.01000	0.0100	0.0000	0.000085	2.00
0.02	0.02001	0.0200	0.0000	0.000085	2.00
0.05	0.05000	0.0500	0.0000	0.000085	2.00
0.1	0.10001	0.1000	0.0000	0.000085	2.00
0.2	0.20001	0.2000	0.0000	0.000085	2.00
0.5	0.50002	0.5000	0.0000	0.000085	2.00
1	1.00000	1.0000	0.0000	0.000086	2.00
2	2.00002	2.0000	0.0000	0.000086	2.00
3	3.00003	3.0000	0.0000	0.000087	2.00
5	5.00002	5.0000	0.0000	0.000087	2.00
10	10.00001	10.0000	0.0000	0.000088	2.00
20	20.00003	20.0000	0.0000	0.000092	2.00
30	30.00004	30.0000	0.0000	0.000098	2.00
40	40.00007	40.0000	0.0000	0.00011	2.00
45	45.00009	45.0001	0.0000	0.00013	2.00

F-CS-012 Revision: 01 Date: 20-04-65





## Calibration Report

**Certificate No.:** 2302827-001-01

**Equipment:**

Electronic Balance

**Manufacturer:** METTLER TOLEDO

**Model:** XSR204

**Resolution:** 0.0001 g

**Serial No.:** C117635043

**ID No.:** UAE.WAS.012/2564

**Capacity:** 220 g

**Date of Calibration:** 10 May 2023

Page 4 of 4

**Calibration Results:** (Continued)

**Calibration Range:** 0 - 200 g

**Calibration Adjustment:** Internal Calibration

**3. Departure from Nominal Value:**

Nominal Value ( g )	Standard Value ( g )	Average Reading ( g )	Correction ( g )	Uncertainty ( ± g )	Coverage Factor k
50	50.00003	50.0000	0.0000	0.00011	2.00
55	55.00005	55.0000	0.0000	0.00012	2.00
60	60.00004	60.0000	0.0000	0.00012	2.00
65	65.00005	65.0000	0.0000	0.00013	2.00
70	70.00006	70.0001	-0.0001	0.00013	2.00
75	75.00008	75.0002	-0.0001	0.00013	2.00
80	80.00007	80.0002	-0.0001	0.00014	2.00
85	85.00009	85.0002	-0.0001	0.00014	2.00
90	90.00010	90.0002	-0.0001	0.00015	2.00
100	100.00006	100.0002	-0.0001	0.00016	2.00
120	120.00009	120.0002	-0.0001	0.00018	2.00
150	150.00009	150.0002	-0.0001	0.00021	2.00
200	200.00016	200.0003	-0.0001	0.00028	2.00

The reported uncertainty of measurement was based on a standard uncertainty multiplied by a coverage factor  $k$ , providing a level of confidence of approximately 95 %.

----- End -----

F-CS-012 Revision: 01 Date: 20-04-65



## CERTIFICATE OF CALIBRATION

**Certificate No. :** SP23-021

Page 1 of 5

**Customer :** United Analyst and Engineering Consultant Co.,Ltd. (Head Office)

**Address :** 3 Soi Udomsuk 41, Sukhumvit Road, Bangchak, Phrakhanong,

Bangkok 10260

**Location of calibration :** Laboratory 315

**Equipment :** UV-Vis Spectrophotometer

**Manufacturer :** Agilent Technologies

**Model :** Cary 60

**Serial No. :** MY15410009

**ID No. :** N/A

**Received Date :** 20 May 2023

**Calibration Date :** 20 May 2023

**Issue Date :** 23 May 2023

**Condition Instrument :** Good

**Calibrated by :**

(Mr.Tanawut Rittidach)


(Ms. Chonthicha Sangngern)

Technical Manager


Quality Manager

The calibration result is applied only to the above calibrated item and was found accurate as shown on date and place of calibration only.

The measurement capability of the laboratory and its traceability to recognized national standards and to the unit of measurement realized at the corresponding national standards laboratory. This certificate may not be reproduced other than in full except with the prior written approval of the DQE Services Co., Ltd.



DQE Services Co.,Ltd.  
32 Soi Ladprao-Wanghin 55, Ladprao-Wanghin Rd., Ladprao, Bangkok 10230  
Phone : +66 (0)2 538 2054, Email : dqeservicesinfo@gmail.com



## REPORT OF CALIBRATION

Certificate No. : SP23-021
Page 2 of 5

Environment Condition : Ambient Temperature  $25 \pm 5$  °C

Relative humidity  $55 \pm 20$  %RH

Calibration method : In-house method CP-01 Based on ASTM E275-08

Certified Reference Materials :

Material	Serial No.	Certificate No.	Due date
Absorbance Standard set	25760	95935	22 October 2023
Absorbance Standard set	25757	95929	22 October 2023
Wavelength Standard set	25806	95916	22 October 2023
Wavelength Standard set	25758	95915	22 October 2023

Traceability This certification is traceable to the International System of Unit maintained at National -  
Institute of Standards and Technology (NIST) through Starna Scientific Limited

Spectral Band Width of UUC : 1.5 nm.

Scan Speed of UUC : 60 nm/min


Scan Interval of UUC : 0.15 nm.

Resolution of UUC : Photometric 0.0001 Abs.


Wavelength 0.1 nm.

FM-708-02 R01 1/11/2021

เอกสารไม่ควบคุม



DQE Services Co.,Ltd.  
32 Soi Ladprao-Wanghin 55, Ladprao-Wanghin Rd., Ladprao, Bangkok 10230  
Phone : +66 (0)2 538 2054, Email : dqeservicesinfo@gmail.com



## REPORT OF CALIBRATION

Certificate No. : SP23-021
Page 3 of 5

Calibration Results : Without adjustment

Photometric Accuracy :

Wavelength (nm.)	CRMs Values (Abs)	UUC Reading (Abs)	Correction (Abs)	Uncertainty (Abs)	Coverage factor k
420	0.0000	0.0000	0.0000	0.0028	2.00
	0.5787	0.5742	0.0045	0.0031	2.00
	1.0490	1.0423	0.0067	0.0029	2.00
	2.1900	2.1847	0.0053	0.0075	2.00
440	0.0000	0.0000	0.0000	0.0028	2.00
	0.5607	0.5577	0.0030	0.0034	2.00
	1.0247	1.0234	0.0013	0.0035	2.00
	2.1229	2.1171	0.0058	0.0088	2.00
465	0.0000	0.0000	0.0000	0.0028	2.00
	0.5236	0.5184	0.0052	0.0029	2.00
	0.9634	0.9607	0.0027	0.0029	2.00
	1.9763	1.9715	0.0048	0.0081	2.00
546.1	0.0000	-0.0001	0.0001	0.0028	2.00
	0.5191	0.5159	0.0032	0.0031	2.00
	1.0003	0.9980	0.0023	0.0033	2.00
	1.9987	1.9917	0.0070	0.0087	2.00
590	0.0000	0.0000	0.0000	0.0028	2.00
	0.5523	0.5501	0.0022	0.0030	2.00
	1.0809	1.0808	0.0001	0.0030	2.00
	2.0391	2.0336	0.0055	0.0081	2.00
635	0.0000	0.0000	0.0000	0.0028	2.00
	0.5601	0.5585	0.0016	0.0031	2.00
	1.0512	1.0485	0.0027	0.0030	2.00
	1.9294	1.9317	-0.0023	0.0083	2.00

FM-708-02 R01 1/11/2021

เอกสารไม่ควบคุม

**REPORT OF CALIBRATION**

Certificate No. : SP23-021

Page 4 of 5

**Photometric Accuracy :**

Wavelength (nm.)	CRMs Values (Abs)	UUC Reading (Abs)	Correction (Abs)	Uncertainty (Abs)	Coverage factor <i>k</i>
235	0.0000	0.0000	0.0000	0.0050	2.00
	0.7478	0.7436	0.0042	0.0058	2.00
257	0.0000	0.0000	0.0000	0.0050	2.00
	0.8686	0.8648	0.0038	0.0064	2.00
313	0.0000	0.0000	0.0000	0.0050	2.00
	0.2912	0.2908	0.0004	0.0052	2.00
350	0.0000	0.0000	0.0000	0.0050	2.00
	0.6448	0.6398	0.0050	0.0058	2.00

**เอกสารไม่ควบคุม****REPORT OF CALIBRATION**

Certificate No. : SP23-021

Page 5 of 5

**Wavelength Accuracy :**

CRMs Values (nm.)	UUC Reading (nm.)	Correction (nm.)	Uncertainty (nm.)	Coverage factor <i>k</i>
241.72	242.0	-0.28	0.18	2.00
279.45	279.5	-0.05	0.18	2.00
287.81	287.5	0.31	0.18	2.00
334.06	333.5	0.56	0.18	2.00
360.93	360.3	0.63	0.18	2.00
418.59	418.0	0.59	0.18	2.00
445.94	445.3	0.64	0.18	2.00
453.66	453.0	0.66	0.18	2.00
460.02	459.6	0.42	0.18	2.00
536.59	536.4	0.19	0.18	2.00
637.98	638.3	-0.32	0.18	2.00
431.38	431.0	0.38	0.18	2.00
472.50	472.5	0.00	0.18	2.00
513.47	513.5	-0.03	0.18	2.00
528.88	529.0	-0.12	0.18	2.00
573.17	573.0	0.17	0.18	2.00
585.35	585.0	0.35	0.20	2.00
684.40	684.5	-0.10	0.18	2.00
740.72	741.0	-0.28	0.20	2.00
748.55	748.5	0.05	0.18	2.00
807.03	807.0	0.03	0.18	2.00
879.28	879.5	-0.22	0.18	2.00

Remark : - UUC = Unit Under Calibration

- N/A = Not Available

- The result expanded uncertainty of measurement *U* is stated as the standard uncertainty of measurement multiplied by the coverage factor *k*,

which for a normal distribution corresponds to a coverage probability of approximately 95%

- \* Indicates non TISI accredited

- End of Certificate -

**เอกสารไม่ควบคุม**



**CERTIFICATE OF CALIBRATION****Certificate No. :** SP23-007

Page 1 of 5

**Customer :** United Analyst and Engineering Consultant Co.,Ltd. (Head Office)**Address :** 3 Soi Udomsuk 41, Sukhumvit Road, Bangchak, Phrakhanong, Bangkok 10260**Location of calibration :** Laboratory 315**Equipment :** UV-Vis Spectrophotometer**Manufacturer :** Hitachi**Model :** U-1900**Serial No. :** 2021-064**ID No. :** UAE.WAS.006/2552**Received Date :** 6 January 2023**Calibration Date :** 6 January 2023**Issue Date :** 10 January 2023**Condition Instrument :** Used**Calibrated by :**

( Mr.Tanawut Rittidach )

( Ms.Chonthicha Sangngern )

Technical Manager

Quality Manager

The calibration result is applied only to the above calibrated item and was found accurate as shown on date and place of calibration only.

The measurement capability of the laboratory and its traceability to recognized national standards and to the unit of measurement realized at the corresponding national standards laboratory. This certificate may not be reproduced other than in full except with the prior written approval of the DQE Services Co., Ltd.

**เอกสารไม่ควบคุม**

FM-708-02 R01 1/11/2021

**REPORT OF CALIBRATION****Certificate No. :** SP23-007

Page 2 of 5

**Environment Condition :** Ambient Temperature  $25 \pm 5$  °CRelative humidity  $55 \pm 20$  %RH**Calibration method :** In-house method CP-01 Based on ASTM E275-08**Certified Reference Materials :**

Material	Serial No.	Certificate No.	Due date
Absorbance Standard set	25760	95935	22 October 2023
Absorbance Standard set	25757	95929	22 October 2023
Wavelength Standard set	25806	95916	22 October 2023
Wavelength Standard set	25758	95915	22 October 2023

**Traceability :** This certification is traceable to the International System of Unit maintained at National -  
Institute of Standards and Technology (NIST) through Sarna Scientific Limited**Spectral Band Width of UUC :** 4.0 nm.**Scan Speed of UUC :** 200 nm/min**Scan Interval of UUC :** 0.1 nm.**Resolution of UUC :** Photometric 0.001 Abs.

Wavelength 0.1 nm.

**เอกสารไม่ควบคุม**

FM-708-02 R01 1/11/2021

## REPORT OF CALIBRATION

Certificate No. : SP23-007

Page 3 of 5

Calibration Results : Without adjustment

Photometric Accuracy :

Wavelength (nm.)	CRMs Values (Abs)	UUC Reading (Abs)	Correction (Abs)	Uncertainty (Abs)	Coverage factor <i>k</i>
420	0.0000	0.000	0.0000	0.0028	2.00
	0.5787	0.575	0.0037	0.0031	2.00
	1.0490	1.044	0.0050	0.0029	2.00
	2.1900	2.181	0.0090	0.0080	2.00
440	0.0000	0.000	0.0000	0.0028	2.00
	0.5607	0.558	0.0027	0.0034	2.00
	1.0247	1.021	0.0037	0.0035	2.00
	2.1229	2.115	0.0079	0.0081	2.00
465	0.0000	0.000	0.0000	0.0028	2.00
	0.5236	0.520	0.0036	0.0030	2.00
	0.9634	0.961	0.0024	0.0029	2.00
	1.9763	1.968	0.0083	0.0070	2.00
546.1	0.0000	0.000	0.0000	0.0028	2.00
	0.5191	0.518	0.0011	0.0031	2.00
	1.0003	1.000	0.0003	0.0033	2.00
	1.9987	1.993	0.0057	0.0084	2.00
590	0.0000	0.000	0.0000	0.0028	2.00
	0.5523	0.552	0.0003	0.0030	2.00
	1.0809	1.082	-0.0011	0.0030	2.00
	2.0391	2.031	0.0081	0.0080	2.00
635	0.0000	0.000	0.0000	0.0028	2.00
	0.5601	0.562	-0.0019	0.0032	2.00
	1.0512	1.052	-0.0008	0.0030	2.00
	1.9294	1.923	0.0064	0.0079	2.00

เอกสารไม่ควบคุม

## REPORT OF CALIBRATION

Certificate No. : SP23-007

Page 4 of 5

Photometric Accuracy :

Wavelength (nm.)	CRMs Values (Abs)	UUC Reading (Abs)	Correction (Abs)	Uncertainty (Abs)	Coverage factor <i>k</i>
235	0.0000	0.000	0.0000	0.0050	2.00
	0.7478	0.743	0.0048	0.0057	2.00
257	0.0000	0.000	0.0000	0.0050	2.00
	0.8686	0.861	0.0076	0.0059	2.00
313	0.0000	0.000	0.0000	0.0050	2.00
	0.2912	0.291	0.0002	0.0051	2.00
350	0.0000	0.000	0.0000	0.0050	2.00
	0.6448	0.639	0.0058	0.0055	2.00

เอกสารไม่ควบคุม

**REPORT OF CALIBRATION**

Certificate No. : SP23-007

Page 5 of 5

**Wavelength Accuracy :**

CRMs Values (nm.)	UUC Reading (nm.)	Correction (nm.)	Uncertainty (nm.)	Coverage factor <i>k</i>
241.54	240.8	0.74	0.18	2.00
279.40	278.5	0.90	0.18	2.00
288.70	288.0	0.70	0.18	2.00
334.22	333.5	0.72	0.18	2.00
361.26	360.5	0.76	0.18	2.00
418.48	417.8	0.68	0.21	2.00
446.70	445.9	0.80	0.18	2.00
453.20	452.5	0.70	0.18	2.00
460.06	459.5	0.56	0.18	2.00
536.90	536.0	0.90	0.18	2.00
637.94	637.1	0.84	0.18	2.00
440.74	440.0	0.74	0.18	2.00
472.22	471.5	0.72	0.18	2.00
513.70	513.0	0.70	0.18	2.00
528.72	528.0	0.72	0.18	2.00
574.60	574.0	0.60	0.18	2.00
585.48	584.6	0.88	0.20	2.00
684.63	684.0	0.63	0.18	2.00
740.27	740.0	0.27	0.20	2.00
748.28	747.5	0.78	0.18	2.00
807.16	806.5	0.66	0.18	2.00
879.70	879.0	0.70	0.18	2.00

Remark : - UUC = Unit Under Calibration

- N/A = Not Available

- The result expanded uncertainty of measurement  $U$  is stated as the standard uncertainty of measurement multiplied by the coverage factor  $k$ ,

which for a normal distribution corresponds to a coverage probability of approximately 95%

- \* Indicates non TISI accredited

- End of Certificate -

**เอกสารไม่ควบคุม**

FM-708-02 R01 1/11/2021

**CERTIFICATE OF CALIBRATION**

Certificate No. : SP23-008

Page 1 of 5

Customer : United Analyst and Engineering Consultant Co.,Ltd. (Head Office)

Address : 3 Soi Udomsuk 41, Sukhumvit Road, Bangchak, Phrakhanong, Bangkok 10260

Location of calibration : Laboratory 213

Equipment : UV-Vis Spectrophotometer

Manufacturer : Hitachi

Model : U-2900

Serial No. : 21E22-009

ID No. : UAE.WAT.051/2564

Received Date : 6 January 2023

Calibration Date : 6 January 2023

Issue Date : 10 January 2023

Condition Instrument : Used

Calibrated by :

( Mr. Tanawut Kittidach )

( Ms. Chonthicha Sangngern )

Technical Manager

Quality Manager

The calibration result is applied only to the above calibrated item and was found accurate as shown on date and place of calibration only.

The measurement capability of the laboratory and its traceability to recognized national standards and to the unit of measurement realized at the corresponding national standards laboratory. This certificate may not be reproduced other than in full except with the prior written approval of the DQE Services Co., Ltd.

**เอกสารไม่ควบคุม**

FM-708-02 R01 1/11/2021



## REPORT OF CALIBRATION

Certificate No. : SP23-008

Page 2 of 5

Environment Condition : Ambient Temperature  $25 \pm 5$  °CRelative humidity  $55 \pm 20$  %RH

Calibration method : In-house method CP-01 Based on ASTM E275-08

## Certified Reference Materials :

Material	Serial No.	Certificate No.	Due date
Absorbance Standard set	25760	95935	22 October 2023
Absorbance Standard set	25757	95929	22 October 2023
Wavelength Standard set	25806	95916	22 October 2023
Wavelength Standard set	25758	95915	22 October 2023

Traceability : This certification is traceable to the International System of Unit maintained at National -

Institute of Standards and Technology (NIST) through Sarna Scientific Limited

Spectral Band Width of UUC : 1.5 nm.

Scan Speed of UUC : 200 nm/min

Scan Interval of UUC : 0.1 nm.

Resolution of UUC : Photometric 0.001 Abs.

Wavelength 0.1 nm.

เอกสารไม่ควบคุม

## REPORT OF CALIBRATION

Certificate No. : SP23-008

Page 3 of 5

Calibration Results : Without adjustment

## Photometric Accuracy :

Wavelength (nm.)	CRMs Values (Abs)	UUC Reading (Abs)	Correction (Abs)	Uncertainty (Abs)	Coverage factor k
420	0.0000	0.000	0.0000	0.0028	2.00
	0.5787	0.574	0.0047	0.0031	2.00
	1.0490	1.044	0.0050	0.0029	2.00
	2.1900	2.182	0.0080	0.0080	2.00
440	0.0000	0.000	0.0000	0.0028	2.00
	0.5607	0.558	0.0027	0.0034	2.00
	1.0247	1.021	0.0037	0.0035	2.00
	2.1229	2.114	0.0089	0.0079	2.00
465	0.0000	0.000	0.0000	0.0028	2.00
	0.5236	0.520	0.0036	0.0030	2.00
	0.9634	0.960	0.0034	0.0029	2.00
	1.9763	1.969	0.0073	0.0070	2.00
546.1	0.0000	0.000	0.0000	0.0028	2.00
	0.5191	0.516	0.0031	0.0031	2.00
	1.0003	0.997	0.0033	0.0033	2.00
	1.9987	1.991	0.0077	0.0084	2.00
590	0.0000	0.000	0.0000	0.0028	2.00
	0.5523	0.550	0.0023	0.0030	2.00
	1.0809	1.078	0.0029	0.0030	2.00
	2.0391	2.032	0.0071	0.0080	2.00
635	0.0000	0.000	0.0000	0.0028	2.00
	0.5601	0.558	0.0021	0.0031	2.00
	1.0512	1.049	0.0022	0.0030	2.00
	1.9294	1.922	0.0074	0.0079	2.00

เอกสารไม่ควบคุม

**REPORT OF CALIBRATION**

Certificate No. : SP23-008

Page 4 of 5

**Photometric Accuracy :**

Wavelength (nm.)	CRMs Values (Abs)	UUC Reading (Abs)	Correction (Abs)	Uncertainty (Abs)	Coverage factor <i>k</i>
235	0.0000	0.000	0.0000	0.0050	2.00
	0.7478	0.744	0.0038	0.0057	2.00
257	0.0000	0.000	0.0000	0.0050	2.00
	0.8686	0.863	0.0056	0.0059	2.00
313	0.0000	0.000	0.0000	0.0050	2.00
	0.2912	0.290	0.0012	0.0051	2.00
350	0.0000	0.000	0.0000	0.0050	2.00
	0.6448	0.639	0.0058	0.0055	2.00

**เอกสารไม่ควบคุม**

FM-708-02 R01 1/11/2021

**REPORT OF CALIBRATION**

Certificate No. : SP23-008

Page 5 of 5

**Wavelength Accuracy :**

CRMs Values (nm.)	UUC Reading (nm.)	Correction (nm.)	Uncertainty (nm.)	Coverage factor <i>k</i>
241.72	241.0	0.72	0.18	2.00
279.45	278.8	0.65	0.18	2.00
287.81	287.9	-0.09	0.18	2.00
334.06	333.5	0.56	0.18	2.00
360.93	360.5	0.43	0.18	2.00
418.59	418.0	0.59	0.18	2.00
445.94	445.8	0.14	0.18	2.00
453.66	453.0	0.66	0.18	2.00
460.02	459.5	0.52	0.18	2.00
536.59	536.5	0.09	0.18	2.00
637.98	638.0	-0.02	0.18	2.00
431.38	430.6	0.78	0.18	2.00
472.50	472.0	0.50	0.18	2.00
513.47	513.0	0.47	0.18	2.00
528.88	528.5	0.38	0.18	2.00
573.17	573.7	-0.53	0.18	2.00
585.35	585.0	0.35	0.20	2.00
684.40	684.0	0.40	0.18	2.00
740.72	740.5	0.22	0.20	2.00
748.55	748.5	0.05	0.18	2.00
807.03	807.0	0.03	0.18	2.00
879.28	879.5	-0.22	0.18	2.00

Remark : - UUC = Unit Under Calibration

- N/A = Not Available

- The result expanded uncertainty of measurement U is stated as the standard uncertainty of measurement multiplied by the coverage factor *k*,

which for a normal distribution corresponds to a coverage probability of approximately 95%.

- \* Indicates non TISI accredited

- End of Certificate -

**เอกสารไม่ควบคุม**

FM-708-02 R01 1/11/2021



Request No. 25-66 / 0323

MTC. ACL.No. 387 / 66

## CALIBRATION CERTIFICATE

NOMENCLATURE : 1. Atomic Absorption Spectrophotometer "Agilent Technologies"

Model AA240FS, Serial No. MY13160001

2. Working standard solution "Inorganic Ventures"

Multi Analyte Custom Grade Solution, Lot No. S2-MEB708640

SUBMITTED BY : United Analyst and Engineering Consultant Co., Ltd.

3 Soi Udomsuk41, Sukhumvit Road, Bangchak, Prakanong, Bangkok 10260

CALIBRATION PROCEDURE : 1. Performance Verification of Atomic Absorption Spectrophotometer (WI-500-02-30)

2. Estimation Uncertainty of Measurement in Analytical Chemistry (OP-513)

CALIBRATION RANGE: 0.02,0.10,0.30,0.50,0.70 mg/l at 228.8 nm.Cd, 0.10,0.20,0.30,0.50,0.70 mg/l at 357.9 nm.Cr, 0.05,0.10,0.30,0.50,0.70 mg/l at 324.7 nm.Cu, 0.10,0.30,0.50,0.70,1.00 mg/l at 248.3 nm.Fe, 0.20,0.50,0.70,1.00,1.50 mg/l at 217.0 nm.Pb, 0.05,0.10,0.30,0.50,0.70 mg/l at 279.5 nm.Mn, 0.10,0.30,0.50,0.70,1.00 mg/l at 232.0 nm.Ni, 0.05,0.10,0.30,0.50,0.70 mg/l at 213.9 nm.Zn

CALIBRATION DATE : 2 February 2023

REFERENCE MATERIAL : Traceable to NIST "Carlo Erba", "PanReac AppliChem"

Cadmium Lot No. 1152457, Chromium Lot No. 1793249, Copper Batch No. T117098A, Iron Batch No. T126087A, Lead Lot No. 1227873, Manganese Batch No. T109228A, Nickel Batch No. T270178A, Zinc Batch No. T820140A

AMBIENT CONDITIONS : Temperature 22 °C Relative humidity 58 %

The Atomic Absorption Spectrophotometer has been calibrated against Reference Material traceable to National Institute of Standards and Technology ( NIST ) by The Analytical Chemistry Laboratory. The results are attached herewith.

Calibrated by 1. [Redacted]

2. [Redacted]

( Mr. Atipat Ratana )

Approved by [Redacted]

(Miss Sutadda Deawtong)

Senior Technical Officer

Acting Director of Analytical Chemistry Laboratory

Ref. 2015266012600366001

Issued Date : 15 February 2023

The results relate only to the items tested/calibrated or value assigned.

Advertising the Report/Certificate and publicity of the results except in full are prohibited unless written permission is obtained from the governor of TISTR.

FM.BL.MTC.002 Rev.4

## Head Office

35 Mu 3 Tambon Khlong Ha, Amphoe Khlong Luang,  
Changwat Pathumthani 12120, Thailand  
Tel. (66) 0 2577 9000  
Fax. (66) 0 2577 9009  
E-mail : rumpai@tistr.or.th Website:www.tistr.or.th

## Office/Laboratory

Soi 1C, Bangpoo Industrial Estate, Sukhumvit Road,  
Amphoe Muang, Changwat Samutprakan 10280, Thailand  
Tel. (66) 0 2323 1672-80 ext. 115, 116  
Fax. (66) 0 2323 9165  
E-mail : mtc@tistr.or.th

## Office

196 Phahonyothin Road, Chatuchak, Bangkok 10900,  
Thailand  
Tel. (66) 0 2577 9000  
Fax. (66) 0 2579 8592  
E-mail : sumalee@tistr.or.th

เอกสารไม่ควบคุม 5225, 5217



Request No. 25-66 / 0323

1 / 5

MTC. ACL. No. 387 / 66

## CALIBRATION DATA

## 1. Noise Level

Element	Cd	Cr	Cu	Fe	Pb	Mn	Ni	Zn
Absorbance	0.0020	0.0000	0.0008	0.0000	-0.0009	0.0021	-0.0016	-0.0022
	0.0015	0.0006	0.0005	-0.0009	-0.0014	0.0018	0.0002	-0.0023
	0.0014	0.0006	0.0010	-0.0009	0.0015	0.0008	-0.0004	-0.0015
	0.0021	-0.0008	0.0013	-0.0010	0.0005	0.0005	-0.0008	-0.0004
	0.0020	-0.0012	0.0004	0.0003	-0.0004	0.0001	-0.0024	-0.001
	0.0021	-0.0011	0.0011	0.0003	0.0006	0.0009	-0.0002	-0.0013
	0.0017	-0.0009	0.0001	-0.0015	0.0010	0.0007	0.0001	-0.0016
	0.0024	-0.0012	0.0004	-0.0002	0.0008	-0.0005	-0.0012	-0.0019
	0.0011	-0.0002	0.0015	-0.0004	0.0004	0.0008	-0.0003	-0.0017
	0.0017	0.0000	0.0009	0.0004	0.0001	0.0015	-0.0009	-0.0024
	0.0019	-0.0004	0.0004	0.0000	0.0006	0.0010	-0.0005	-0.0016
	0.0016	-0.0025	0.0003	0.0005	0.0009	-0.0004	-0.0013	-0.0016
	0.0018	-0.0014	0.001	-0.0009	-0.0006	0.0010	-0.0004	-0.0017
	0.0019	-0.0006	0.0011	-0.0008	0.0011	0.0004	-0.0003	-0.0005
	0.0024	0.0003	0.0005	-0.0012	-0.0002	0.0012	-0.0006	-0.0011
	0.0023	-0.0012	0.0006	-0.0007	0.0002	0.0014	-0.0012	-0.0013
	0.0020	-0.0014	0.0009	-0.0018	0.0003	0.0012	-0.0012	-0.0013
	0.0010	-0.0015	0.0002	0.0004	0.0017	0.0011	-0.0018	-0.0013
	0.0016	-0.0011	0.0013	0.0003	0.0007	0.0026	-0.0006	-0.0006
	0.0001	-0.0007	0.0009	-0.0003	0.0008	0.0008	0.0000	-0.0001
Average Absorbance	0.002	-0.001	0.001	0.000	0.000	0.001	-0.001	-0.001

Continue 2 / 5

INDUSTRIAL METROLOGY AND TESTING SERVICE CENTRE

The results relate only to the items tested/calibrated or value assigned.

Advertising the Report/Certificate and publicity of the results except in full are prohibited unless written permission is obtained from the governor of TISTR.

FM.BL.MTC.002 Rev.4

## Head Office

35 Mu 3 Tambon Khlong Ha, Amphoe Khlong Luang,  
Changwat Pathumthani 12120, Thailand  
Tel. (66) 0 2577 9000  
Fax. (66) 0 2577 9009  
E-mail : rumpai@tistr.or.th Website:www.tistr.or.th

## Office/Laboratory

Soi 1C, Bangpoo Industrial Estate, Sukhumvit Road,  
Amphoe Muang, Changwat Samutprakan 10280, Thailand  
Tel. (66) 0 2323 1672-80 ext. 115, 116  
Fax. (66) 0 2323 9165  
E-mail : mtc@tistr.or.th

## Office

196 Phahonyothin Road, Chatuchak, Bangkok 10900,  
Thailand  
Tel. (66) 0 2577 9000  
Fax. (66) 0 2579 8592  
E-mail : sumalee@tistr.or.th

เอกสารไม่ควบคุม 5225, 5217





2 / 5

MTC. ACL. No. 387 / 66

## 2. Precision

Element	Conc. (mg/l)	Absorbance											Ave. Abs.	SD	%RSD
Cd	0.02	0.0085	0.0084	0.0090	0.0089	0.0089	0.0090	0.0086	0.0092	0.0090	0.0089	0.009	0.0003	2.88	
	0.30	0.0993	0.1001	0.1007	0.1004	0.1004	0.0995	0.0997	0.0998	0.0999	0.0996	0.100	0.0005	0.45	
	0.70	0.2238	0.2229	0.2244	0.2249	0.2243	0.2233	0.2235	0.2231	0.2251	0.2240	0.224	0.0007	0.33	
Cr	0.10	0.0088	0.0087	0.0094	0.0086	0.0086	0.0091	0.0099	0.0095	0.0076	0.0085	0.009	0.0006	7.25	
	0.30	0.0257	0.0265	0.0255	0.0270	0.0266	0.0258	0.0261	0.0262	0.0274	0.0262	0.026	0.0006	2.25	
	0.70	0.0573	0.0590	0.0580	0.0576	0.0578	0.0579	0.0593	0.0599	0.0586	0.0594	0.058	0.0009	1.51	
Cu	0.05	0.0083	0.0084	0.0084	0.0075	0.0086	0.0086	0.0081	0.0080	0.0087	0.0092	0.008	0.0005	5.45	
	0.30	0.0430	0.0444	0.0426	0.0429	0.0435	0.0432	0.0428	0.0441	0.0427	0.0436	0.043	0.0006	1.41	
	0.70	0.0981	0.0992	0.0990	0.0997	0.0977	0.0986	0.0990	0.0982	0.0988	0.0980	0.099	0.0006	0.63	
Fe	0.10	0.0109	0.0104	0.0087	0.0100	0.0087	0.0094	0.0102	0.0092	0.0094	0.0100	0.010	0.0007	7.53	
	0.50	0.0456	0.0442	0.0450	0.0444	0.0450	0.0455	0.0455	0.0441	0.0446	0.0444	0.045	0.0006	1.27	
	1.00	0.0904	0.0901	0.0891	0.0876	0.0873	0.0901	0.0876	0.0886	0.0879	0.0901	0.089	0.0012	1.38	
Pb	0.20	0.0093	0.0099	0.0104	0.0102	0.0104	0.0109	0.0102	0.0103	0.0115	0.0117	0.010	0.0007	6.85	
	0.70	0.0344	0.0336	0.0336	0.0328	0.0338	0.0346	0.0336	0.0331	0.0343	0.0350	0.034	0.0007	2.02	
	1.50	0.0709	0.0718	0.0706	0.0713	0.0698	0.0718	0.0712	0.0713	0.0715	0.0719	0.071	0.0006	0.90	
Mn	0.05	0.0115	0.0130	0.0131	0.0127	0.0135	0.0136	0.0124	0.0133	0.0124	0.0130	0.013	0.0006	4.88	
	0.30	0.0709	0.0700	0.0714	0.0704	0.0700	0.0705	0.0714	0.0698	0.0694	0.0700	0.070	0.0007	0.96	
	0.70	0.1619	0.1633	0.1646	0.1638	0.1646	0.1614	0.1632	0.1614	0.1636	0.1652	0.163	0.0014	0.83	
Ni	0.10	0.0113	0.0105	0.0113	0.0114	0.0110	0.0113	0.0117	0.0112	0.0107	0.0117	0.011	0.0004	3.45	
	0.50	0.0509	0.0517	0.0508	0.0502	0.0517	0.0516	0.0516	0.0523	0.0518	0.0503	0.051	0.0007	1.36	
	1.00	0.0997	0.1006	0.1006	0.1006	0.0996	0.0998	0.1007	0.1000	0.1013	0.0999	0.100	0.0006	0.55	
Zn	0.05	0.0315	0.0309	0.0322	0.0304	0.0329	0.0312	0.0313	0.0319	0.0308	0.0311	0.031	0.0007	2.35	
	0.30	0.1705	0.1728	0.1688	0.1693	0.1711	0.1704	0.1704	0.1707	0.1708	0.1688	0.170	0.0012	0.70	
	0.70	0.3559	0.3572	0.3548	0.3560	0.3559	0.3550	0.3579	0.3552	0.3574	0.3573	0.356	0.0011	0.31	

Continue 3 / 5

INDUSTRIAL METROLOGY AND TESTING SERVICE CENTRE

The results relate only to the items tested/calibrated or value assigned.

Advertising the Report/Certificate and publicity of the results except in full are prohibited unless written permission is obtained from the governor of TISTR.

FM.BL.MTC.002 Rev.4

35 Mu 3 Tambon Khlong Ha, Amphoe Khlong Luang,  
Changwat Pathumthani 12120, Thailand  
Tel. (66) 0 2577 9000  
Fax. (66) 0 2577 9009  
E-mail : [rumpai@tistr.or.th](mailto:rumpai@tistr.or.th) Website: [www.tistr.or.th](http://www.tistr.or.th)

Soi 1C, Bangpoo Industrial Estate, Sukhumvit Road,  
Amphoe Muang, Changwat Samutprakan 10280, Thailand  
Tel. (66) 0 2323 1672-80 ext. 115, 116  
Fax. (66) 0 2323 9165  
E-mail : mtc@tistr.or.th

196 Phahonyothin Road, Chatuchak, Bangkok 10900,  
Thailand  
Tel: (66) 0 2579 8592, 5225, 5217  
**เอกสารไม่ควบคุม**  
Fax: (66) 0 2579 8592  
E-mail : sumalee@tistr.or.th



3 / 5

MTC, ACL, No. 387 / 66

### 3. Trueness

3.1 Reading on wavelength- Cadmium(Cd) at 228.8 nm.

Element	Standard Value of RM (mg/l)	Reading (mg/l)	Error of Measurement (mg/l)	Error of Measurement (%)	Uncertainty (mg/l)
Cd	0.02002	0.021	0.001	4.90	± 0.005
	0.30030	0.298	-0.002	0.77	± 0.005
	0.70070	0.675	-0.026	3.67	± 0.008

### 3.2 Reading on wavelength- Chromium (Cr) at 357.9 nm.

Element	Standard Value of RM (mg/l)	Reading (mg/l)	Error of Measurement (mg/l)	Error of Measurement (%)	Uncertainty (mg/l)
Cr	0.1001	0.101	0.001	0.90	± 0.009
	0.3003	0.293	-0.007	2.43	± 0.012
	0.7007	0.648	-0.053	7.52	± 0.023

3.3 Reading on wavelength- Copper (Cu) at 324.7 nm.

Element	Standard Value of RM (mg/l)	Reading (mg/l)	Error of Measurement (mg/l)	Error of Measurement (%)	Uncertainty (mg/l)
Cu	0.050	0.046	-0.004	8.00	± 0.003
	0.300	0.289	-0.011	3.67	± 0.009
	0.700	0.674	-0.026	3.71	± 0.020

Continue 4 / 5

INDUSTRIAL METROLOGY AND TESTING SERVICE CENTRE

Year	1990	1991	1992	1993	1994	1995	1996	1997	1998	1999	2000	2001	2002	2003	2004	2005	2006	2007	2008	2009	2010	2011	2012	2013	2014	2015	2016	2017	2018	2019	2020	2021	2022	2023	2024	2025	2026	2027	2028	2029	2030	2031	2032	2033	2034	2035	2036	2037	2038	2039	2040	2041	2042	2043	2044	2045	2046	2047	2048	2049	2050	2051	2052	2053	2054	2055	2056	2057	2058	2059	2060	2061	2062	2063	2064	2065	2066	2067	2068	2069	2070	2071	2072	2073	2074	2075	2076	2077	2078	2079	2080	2081	2082	2083	2084	2085	2086	2087	2088	2089	2090	2091	2092	2093	2094	2095	2096	2097	2098	2099
------	------	------	------	------	------	------	------	------	------	------	------	------	------	------	------	------	------	------	------	------	------	------	------	------	------	------	------	------	------	------	------	------	------	------	------	------	------	------	------	------	------	------	------	------	------	------	------	------	------	------	------	------	------	------	------	------	------	------	------	------	------	------	------	------	------	------	------	------	------	------	------	------	------	------	------	------	------	------	------	------	------	------	------	------	------	------	------	------	------	------	------	------	------	------	------	------	------	------	------	------	------	------	------	------	------	------	------	------	------	------

The results relate only to the items tested/calibrated or value assigned.

Publicity of the results except in full are prohibited unless written permission is obtained from the publisher.

Offspring phenotype

Office/Laboratory	Office
Sol 1C, Bangpoo Industrial Estate, Sukhumvit Road	196 Phahonyothin

Amphoe Muang, Chonburi 20180, Thailand Thailand

Tel. (66) 0 2323 1672-80 ext. 115, 116 **เอกสาร**

Fax. (66) 0 2323 9165 Fax. (66) 0 25

E-mail : summa@bistr.or.th

FM.BL.MTC.002 Rev.4

35 Mu 3 Tambon Khlong Ha, Amphoe Khlong Luang,  
Changwat Pathumthani 12120, Thailand  
Tel. (66) 0 2577 9000  
Fax. (66) 0 2577 9009  
E-mail : [rumpai@tistr.or.th](mailto:rumpai@tistr.or.th) Website: [www.tistr.or.th](http://www.tistr.or.th)

Soi 1C, Bangpoo Industrial Estate, Sukhumvit Road,  
Amphoe Muang, Changwat Samutprakan 10280, Thailand  
Tel. (66) 0 2323 1672-80 ext. 115, 116  
Fax. (66) 0 2323 9165  
E-mail : mtc@bistr.or.th

196 Phahonyothin Road, Chatuchak, Bangkok 10900,  
Thailand  
Tel. (66) 0 2579 5519, 5225, 5217  
**เอกสารไม่ควบคุม**  
Fax. (66) 0 2579 8592  
E-mail : sumalee@tistr.or.th



Request No. 25-66 / 0323

4 / 5

MTC. ACL. No. 387 / 66

## 3.4 Reading on wavelength- Iron (Fe) at 248.3 nm.

Element	Standard Value of RM (mg/l)	Reading (mg/l)	Error of Measurement (mg/l)	Error of Measurement (%)	Uncertainty (mg/l)
Fe	0.100	0.095	-0.005	5.00	± 0.014
	0.500	0.474	-0.026	5.20	± 0.016
	1.000	0.950	-0.050	5.00	± 0.029

## 3.5 Reading on wavelength- Lead (Pb) at 217.0 nm.

Element	Standard Value of RM (mg/l)	Reading (mg/l)	Error of Measurement (mg/l)	Error of Measurement (%)	Uncertainty (mg/l)
Pb	0.200	0.207	0.007	3.50	± 0.014
	0.700	0.673	-0.027	3.86	± 0.030
	1.500	1.417	-0.083	5.53	± 0.061

## 3.6 Reading on wavelength- Manganese (Mn) at 279.5 nm.

Element	Standard Value of RM (mg/l)	Reading (mg/l)	Error of Measurement (mg/l)	Error of Measurement (%)	Uncertainty (mg/l)
Mn	0.04995	0.046	-0.004	7.91	± 0.005
	0.29970	0.294	-0.0057	1.90	± 0.007
	0.69930	0.694	-0.0053	0.76	± 0.014

Continue 5 / 5

INDUSTRIAL METROLOGY AND TESTING SERVICE CENTRE

The results relate only to the items tested/calibrated or value assigned.

Advertising the Report/Certificate and publicity of the results except in full are prohibited unless written permission is obtained from the governor of TISTR.

FM.BL.MTC.002 Rev.4

Head Office  
35 Mu 3 Tambon Khlong Ha, Amphoe Khlong Luang,  
Changwat Pathumthani 12120, Thailand  
Tel. (66) 0 2577 9000  
Fax. (66) 0 2577 9009  
E-mail : rumpai@tistr.or.th Website:www.tistr.or.th

Office/Laboratory  
Soi 1C, Bangpoo Industrial Estate, Sukhumvit Road,  
Amphoe Muang, Changwat Samutprakan 10280, Thailand  
Tel. (66) 0 2323 1672-80 ext. 115, 116  
Fax. (66) 0 2323 9165  
E-mail : mtc@tistr.or.th

Office  
196 Phahonyothin Road, Chatuchak, Bangkok 10900,  
Thailand  
Tel. (66) 0 2579 8592  
Fax. (66) 0 2579 8592  
E-mail : sumalee@tistr.or.th

เอกสารไม่ควบคุม 5225, 5217



Request No. 25-66 / 0323

5 / 5

MTC. ACL. No. 387 / 66

## 3.7 Reading on wavelength- Nickel (Ni) at 232.0 nm.

Element	Standard Value of RM (mg/l)	Reading (mg/l)	Error of Measurement (mg/l)	Error of Measurement (%)	Uncertainty (mg/l)
Ni	0.1001	0.103	0.003	2.90	± 0.013
	0.5005	0.501	0.001	0.10	± 0.018
	1.0010	0.987	-0.014	1.40	± 0.032

## 3.8 Reading on wavelength- Zinc (Zn) at 213.9 nm.

Element	Standard Value of RM (mg/l)	Reading (mg/l)	Error of Measurement (mg/l)	Error of Measurement (%)	Uncertainty (mg/l)
Zn	0.050	0.046	-0.004	8.00	± 0.013
	0.300	0.311	0.011	3.67	± 0.013
	0.700	0.665	-0.035	5.00	± 0.019

Remark : The reported uncertainty is an expanded uncertainty calculated using a coverage factor of 2 ( $k = 2$ )  
which gives a level of confidence of approximately 95%

Calibrated by 1...  
(Mr. Atipat Ratana)

Approved by...  
(Miss Sutadde Deawtong)  
Senior Technical Officer  
Acting Director of  
Analytical Chemistry Laboratory  
Issued Date : 15 February 2023

INDUSTRIAL METROLOGY AND TESTING SERVICE CENTRE  
End of Certificate

The results relate only to the items tested/calibrated or value assigned.

Advertising the Report/Certificate and publicity of the results except in full are prohibited unless written permission is obtained from the governor of TISTR.

FM.BL.MTC.002 Rev.4

Head Office  
35 Mu 3 Tambon Khlong Ha, Amphoe Khlong Luang,  
Changwat Pathumthani 12120, Thailand  
Tel. (66) 0 2577 9000  
Fax. (66) 0 2577 9009  
E-mail : rumpai@tistr.or.th Website:www.tistr.or.th

Office/Laboratory  
Soi 1C, Bangpoo Industrial Estate, Sukhumvit Road,  
Amphoe Muang, Changwat Samutprakan 10280, Thailand  
Tel. (66) 0 2323 1672-80 ext. 115, 116  
Fax. (66) 0 2323 9165  
E-mail : mtc@tistr.or.th

Office  
196 Phahonyothin Road, Chatuchak, Bangkok 10900,  
Thailand  
Tel. (66) 0 2579 8592  
Fax. (66) 0 2579 8592  
E-mail : sumalee@tistr.or.th

เอกสารไม่ควบคุม 5225, 5217






TECHNOLOGY PROMOTION ASSOCIATION (THAILAND-JAPAN)  
CORPORATE SERVICES 3: EQUIPMENT CALIBRATION AND TESTING SERVICES  
534/4 PATTANAKARN ROAD SOI 18, SUANLUANG, SUANLUANG BANGKOK 10250  
TEL. 0-2717-3000-29 FAX. 0-2719-9484



Cert.No.: 23MM112  
Page.: 1 of 3

## Certificate of Calibration

**Equipment :** Electronic Balance  
**Manufacturer :** Mettler Toledo  
**Model :** XSR205  
**Serial No. :** C009071872  
**ID No. :** UAE.WAO.012/2563  
**Submitted by :** United Analyst and Engineering Consultant Co.,Ltd.  
3 Soi Udomsuk 41, Sukhumvit Road,  
Bangchak, Phakhanong,  
Bangkok 10260  
**Location :** Balance Room  
**Received order :** 26 April 2023  
**Calibration Date :** 26 April 2023  
**Ambient Temperature :** 15 °C to 40 °C  
**Relative Humidity :** 30 % to 90 %  
**Calibrated by :** Man Pattanapongpaiboon  
**Approved by :**   
Approved Signatory  
( ) Pornthippa Tameyakul  
( ) Malee Butkruea  
(✓) Suwit Imjai  
**Issue Date :** 2 May 2023

The Uncertainties are for a confidence probability of approximately 95%

This certificate may not be reproduced other than in full, except with the prior written  
Approval of the head of Corporate Services 3: Equipment Calibration and Testing Services.

เอกสารไม่ควบคุม



**Equipment :** Electronic Balance  
**Condition As-Received :** Used Item  
**Reference :** 2304-0459OC-1  
**Procedure used :-**

Cert.No.: 23MM112  
Page: 2 of 3

Calibration were conducted using in-house calibration procedure CP-OB01 according to direct measurement method against standard weight.

### Condition of this result of calibration

1. Reference standard instruments:-

Instruments	Model	Serial No.	ID No.	Test report No.	Due date
1) Standard Weight Set (E2)	15884	24053	70RC007	MM-0010-22	20 Jan 2024

- This certificate is valid only to the item calibrated on date and place of calibration.
- This result of calibration was made on requested at the point specified by customer.
- This certificate is not certified for any commercial transaction.
- This certification is traceable to the International System of Unit.

**Result of calibration** ( ) Without Adjustment ( \* ) After Adjustment by Internal Calibration

<b>Range capacity :</b>	0 g to 81 g	<b>Resolution</b>	0.00001 g
	81 g to 220 g	<b>Resolution</b>	0.0001 g

**Before Adjustment :**

Applied Weight ( g )	Balance Reading ( g )	Correction ( g )	Measurement Uncertainty ( ± mg )	Coverage Factor ( k )
80	80.00005	-0.00005	0.15	2.00
200	199.9999	+0.0001	0.29	2.00

**After Adjustment :**

1. Determination of the standard deviation of weighing machine ( n = 10 )

Applied Weight ( g )	Standard Deviation of Reading ( g )
80	0.000007
200	0.00000

เอกสารไม่

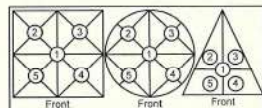




Equipment : Electronic Balance  
Condition As-Received : Used Item  
Reference : 2304-0459OC-1

Cert.No.: 23MM112

Page: 3 of 3



Maximum difference between  
off-center and central loading  
(g)  
0.0001

## 2. Effect of off center loading

A mass of 100 g was placed to various position on the pan.  
The weighing machine reading error obtained is given in the table

Position 1	Position 2	Position 3	Position 4	Position 5
(g)	(g)	(g)	(g)	(g)
-0.0001	-0.0001	0.0000	-0.0001	-0.0001

## 3. Departure from nominal value

Applied Weight	Balance Reading	Correction	Measurement Uncertainty	Coverage Factor
(g)	(g)	(g)	( $\pm$ mg)	(k)
Unload	0.00000	0.00000	0.014	2.13
0.05	0.05001	-0.00001	0.015	2.09
0.1	0.10001	-0.00001	0.015	2.09
1	1.00001	-0.00001	0.018	2.04
5	5.00003	-0.00003	0.026	2.00
20	20.00006	-0.00006	0.045	2.00
50	50.00006	-0.00006	0.080	2.00
80	80.00004	-0.00004	0.15	2.00
100	100.0000	0.0000	0.16	2.00
150	150.0000	0.0000	0.29	2.00
200	200.0000	0.0000	0.29	2.00

The reported uncertainty of measurement was based on a standard uncertainty multiplied by a coverage factor  $k$ , providing a level of confidence of approximately 95 %.

-๐๐๐-

เอกสารไม่



TECHNOLOGY PROMOTION ASSOCIATION (THAILAND-JAPAN)  
CORPORATE SERVICES 3: EQUIPMENT CALIBRATION AND TESTING SERVICES  
534/4 PATTANAKARN ROAD SOI 18, SUANLUANG, SUANLUANG BANGKOK 10250  
TEL. 0-2717-3000-29 FAX. 0-2719-9484



Cert.No.: 23MM113  
Page.: 1 of 3

# Certificate of Calibration

Equipment : Electronic Balance  
Manufacturer : Mettler Toledo  
Model : XSR205  
Serial No. : C210685394  
ID No. : UAE.WAO.010/2565  
Submitted by : United Analyst and Engineering Consultant Co.,Ltd.  
3 Soi Udomsuk 41, Sukhumvit Road,  
Bangchak, Phakhanong,  
Bangkok 10260  
Location : Balance Room  
Received order : 26 April 2023  
Calibration Date : 26 April 2023  
Ambient Temperature : 15 °C to 40 °C  
Relative Humidity : 30 % to 90 %  
Calibrated by : Man Pattanapongpaiboon  
Approved by :   
( ) Pornthippa Tameyakul  
( ) Malee Butkruea  
(✓) Suwit Imjai  
Issue Date : 2 May 2023

The Uncertainties are for a confidence probability of approximately 95%

This certificate may not be reproduced other than in full, except with the prior written  
Approval of the head of Corporate Services 3 : Equipment Calibration and Testing Services.

เอกสารไม่ควบคุม



Equipment : Electronic Balance  
Condition As-Received : Used Item  
Reference : 2304-0459OC-2  
Procedure used :-

Cert.No.: 23MM113  
Page: 2 of 3

Calibration were conducted using in-house calibration procedure CP-OB01 according to direct measurement method against standard weight.

**Condition of this result of calibration**

1. Reference standard instruments:-

Instruments	Model	Serial No.	ID No.	Test report No.	Due date
1) Standard Weight Set (E2)	15884	24053	70RC007	MM-0010-22	20 Jan 2024

2. This certificate is valid only to the item calibrated on date and place of calibration.

3. This result of calibration was made on requested at the point specified by customer.

4. This certificate is not certified for any commercial transaction.

5. This certification is traceable to the International System of Unit.

**Result of calibration** ( ) Without Adjustment ( \* ) After Adjustment by Internal Calibration

Range capacity :	0 g to 81 g	Resolution	0.00001 g
	81 g to 220 g	Resolution	0.0001 g

Before Adjustment :

Applied Weight	Balance Reading	Correction	Measurement Uncertainty	Coverage Factor
( g )	( g )	( g )	( $\pm$ mg )	( k )
80	79.99992	+0.00008	0.15	2.00
200	199.9995	+0.0005	0.29	2.00

After Adjustment :

1. Determination of the standard deviation of weighing machine

( n = 10 )

Applied Weight	Standard Deviation of Reading ( g )
( g )	
80	0.000007
200	0.00004

เอกสาร



Equipment : Electronic Balance  
Condition As-Received : Used Item  
Reference : 2304-0459OC-2

Cert.No.: 23MM113  
Page: 3 of 3

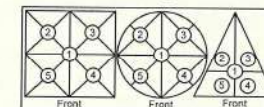
**Result of calibration**

**2. Effect of off center loading**

A mass of 100 g was placed to various position on the pan.

The weighing machine reading error obtained is given in the table

Position 1	Position 2	Position 3	Position 4	Position 5
( g )	( g )	( g )	( g )	( g )
-0.0001	-0.0001	0.0000	-0.0001	-0.0001



Maximum difference between off-center and central loading ( g )  
0.0001

**3. Departure from nominal value**

Applied Weight	Balance Reading	Correction	Measurement Uncertainty	Coverage Factor
( g )	( g )	( g )	( $\pm$ mg )	( k )
Unload	0.00000	0.00000	0.014	2.11
0.05	0.04999	+0.00001	0.015	2.09
0.1	0.09999	+0.00001	0.015	2.07
1	1.00000	0.00000	0.018	2.04
5	5.00000	0.00000	0.026	2.00
20	20.00002	-0.00002	0.045	2.00
50	50.00002	-0.00002	0.080	2.00
80	80.00002	-0.00002	0.15	2.00
100	100.0000	0.0000	0.17	2.00
150	150.0000	0.0000	0.29	2.00
200	199.9999	+0.0001	0.29	2.00

The reported uncertainty of measurement was based on a standard uncertainty multiplied by a coverage factor  $k$ , providing a level of confidence of approximately 95 %.

-o0o-

เอกสาร





# Thermology Co., Ltd.

96/177-96/178 Moo 6, T. La-harn, A. Bangbuathong, Nonthaburi 11110  
Tel : 0 2191 6479 Fax : 0 2191 6480 website : www.thermology.co



## CALIBRATION CERTIFICATE

**Date of Issue** Jul 21, 2023 **Cert No.** 23/2801  
**Site Calibration** **Order No.** 23070363

**Customer** United Analyst and Engineering Consultant Co., Ltd. (UAE)  
3 Soi Udomsuk 41, Sukhumvit Road, Bangchak, Phrakhanong, Bangkok, 10260

**Place of Calibration** 1350, 1352 Sutthisarnwinitchai Rd, Dindaeng, Bangkok 10400. (Calibration Room)

**Description** Oven  
**Model** UF55  
**Serial No.** B222.2772  
**ID.No.** -  
**Date of Receipt** Jul 19, 2023  
**Date of Calibration** Jul 19, 2023

**Environment**

<b>Temperature</b>	(Min)	24.7	°C	(Max)	25.3	°C
<b>Relative Humidity</b>	(Min)	47.3	%RH	(Max)	58.9	%RH

### Calibration Method

WI-17 : The reference thermometer was placed into the chamber and measurement was performed based on AS-2853.  
The temperature scale in use at this laboratory is the International Temperature Scale of 1990.

### Standard

1) Data Acquisition with Sensor Model 34972A S/N. MY59003190, Certificate No. QR23-1303, Calibrated by Quality Reborn Co., Ltd., ONAC Calibration No. 0292. Due Date May 15, 2024.  
This certificate is traceable to SI unit.

Page 1 of 4

This certificate is issued in accordance with the conditions of Thermology Laboratory. The traceability to recognised national standard and the unit of measurement realised at corresponding national standard laboratory. This certificate may not be reproduced other than in full except with the prior written approval of laboratory.

เอกสารไม่ควบคุม



# Thermology Co., Ltd.

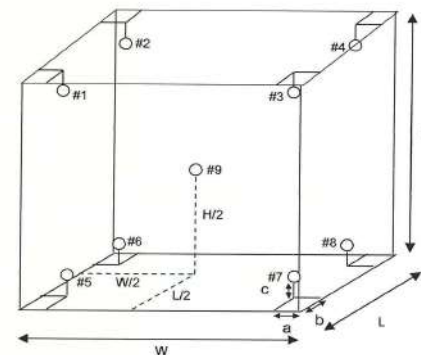
96/177-96/178 Moo 6, T. La-harn, A. Bangbuathong, Nonthaburi 11110  
Tel : 0 2191 6479 Fax : 0 2191 6480 website : www.thermology.co



## CALIBRATION CERTIFICATE

**Date of Issue** Jul 21, 2023 **Cert No.** 23/2801  
**Site Calibration** **Order No.** 23070363

**Results** (without adjustment)



Position of reference thermometers were placed

### Note.

- 1). Dimension (W x L x H) is 40 x 33 x 40 cm.
- 2). Stability - greatest one half of difference between max peak and min peak of each reference probe measured temperature obtained during the calibration interval.
- 3). Uniformity - the maximum difference of measured temperatures at any sensors and the measured temperature at the reference location which are observed at the same time or at as close an observation time as possible to determine the temperature pattern or homogeneity within the chamber under steady state conditions. The reference sensor should preferably be located at the geometric center of the chamber.

Page 2 of 4

เอกสารไม่





# Thermology Co., Ltd.

96/177-96/178 Moo 6, T. La-harn, A. Bangbuathong, Nonthaburi 11110  
Tel : 0 2191 6479 Fax : 0 2191 6480 website : www.thermology.co



## CALIBRATION CERTIFICATE

Date of Issue Jul 21, 2023

Cert No. 23/2801

Site Calibration

Order No. 23070363

Results (without adjustment)

UUC Setting ( °C )	UUC Reading ( °C )	Reference Thermometer (°C)		Stability ± ( °C )	Uniformity ( °C )	Uncertainty ± ( °C )
104.0	104.0	Position 1	104.044	0.091	0.971	0.38
		Position 2	104.082			
		Position 3	104.312			
		Position 4	104.311			
		Position 5	104.406			
		Position 6	104.074			
		Position 7	103.562			
		Position 8	103.937			
		Position 9	104.438			

UUC Setting ( °C )	UUC Reading ( °C )	Reference Thermometer (°C)		Stability ± ( °C )	Uniformity ( °C )	Uncertainty ± ( °C )
180.0	180.0	Position 1	179.769	0.123	1.253	0.44
		Position 2	179.627			
		Position 3	180.133			
		Position 4	180.181			
		Position 5	180.495			
		Position 6	179.843			
		Position 7	179.688			
		Position 8	179.229			
		Position 9	180.440			

Page 3 of 4

เอกสาร



# Thermology Co., Ltd.

96/177-96/178 Moo 6, T. La-harn, A. Bangbuathong, Nonthaburi 11110  
Tel : 0 2191 6479 Fax : 0 2191 6480 website : www.thermology.co



## CALIBRATION CERTIFICATE

Date of Issue Jul 21, 2023

Cert No. 23/2801

Site Calibration

Order No. 23070363

The stability and uniformity was taken into account in the measurement uncertainty stated.

The above results are valid exclusively for calibration samples as mentioned in the report.

The reported expanded uncertainty is based on a standard uncertainty multiplied by a coverage factor k=2, providing a level of confidence of approximately 95%. The uncertainty evaluation has been carried out in accordance with ONAC requirements.

APPROVED SIGNATORY :

- [ ] MR. PRAJUCKPETCH THONGSOOKCHOTE
- [ ] MR. DAMRONG MULSING
- [ ] MR. JATURAPAT THONGSOOKCHOTE

Page 4 of 4

เอกสารไม่ควบคุม



TECHNOLOGY PROMOTION ASSOCIATION (THAILAND-JAPAN)  
CORPORATE SERVICES 3: EQUIPMENT CALIBRATION AND TESTING SERVICES  
534/4 PATTANAKARN ROAD SOI 18, SUANLUANG, SUANLUANG BANGKOK 10250  
TEL. 0-2717-3000-29 FAX. 0-2719-9484



Cert. No.: 23TM249  
Page : 1 of 3

## Certificate of Calibration

**Equipment :** BOD Incubator  
**Manufacturer :** Arco  
**Model :** UC4-1320  
**Serial No. :** 13URC4S013201  
**ID No. :** UAE.WAO.015/2561  
**Submitted by :** United Analyst and Engineering Consultant Co.,Ltd.  
3 Soi Udomsuk 41, Sukhumvit Road,  
Bangchak, Phrakhanong,  
Bangkok 10260  
**Location :** Lab Floor 2  
**Received Order :** 15 February 2023  
**Calibration Date :** 15 February 2023  
**Ambient Temperature :**  $(26 \pm 10) ^\circ\text{C}$   
**Relative Humidity :**  $(50 \pm 30) \%$

**Calibrated by :** Preecha Hiahib

**Approved by :**

Approved Signatory

( ) Pornthippa Tameyakul  
(✓) Malee Butkruea  
( ) Suwit Imjai

**Issue Date :** 24 February 2023

The Uncertainties are for a confidence probability of approximately 95 %

This certificate may not be reproduced other than in full, except with the prior written  
Approval of the head of Corporate Services 3: Equipment Calibration and Testing Services.

เอกสารไม่ควบคุม

A 0051476



**Equipment :** BOD Incubator  
**Condition As-Received :** Used Item  
**Reference :** 2302-0297OC-1  
**Procedure Used :-**

Cert. No.: 23TM249  
Page : 2 of 3

Calibration were conducted using calibration procedure CP-OT02 according to direct measurement method with Data Acquisition which connected with Resistance Temperature Detector ( RTD ).

The temperature scale used was based on ITS-90.

### Condition of this result of calibration

#### 1. Reference standard instrument:-

Instrument	Model	Serial No.	Cert. No.	Due Date
1 ) Data Acquisition	34972A	MY57013711	22LM93	02 Jul 2023

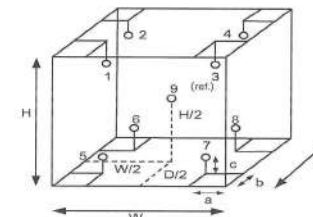
2. This certificate is valid only to the item calibrated on date and place of calibration.

3. This certification is traceable to the International System of Unit.

**Result of Calibration :-** ( \* ) Without Adjustment

**Function of UUC\* :** Temperature Source

**Fresh air setting :** Not Available



#### Probe Installation Details :

a = 10 cm  
b = 10 cm  
c = 10 cm

#### Dimension of Chamber :

D = 0.62 m  
W = 1.2 m  
H = 1.2 m  
Capacity = 0.89 m<sup>3</sup>

Environment during calibration		
	Beginning	Finished
Temp. ( °C )	29	31
REL.Humid. ( % )	63	67
AC Supply ( Volt )	220	220

Position :	Ref. Std. ID No.:
1	22-18RTD-2/1
2	18RTD-2/2
3	18RTD-2/3
4	18RTD-2/4
5	18RTD-2/5
6	18RTD-2/6
7	18RTD-2/7
8	18RTD-2/8
9 (ref.)	18RTD-2/9

เอกสารไม่ควบคุม

A 4410547



Equipment : BOD Incubator  
Condition As-Received : Used Item  
Reference : 2302-0297OC-1  
Result of Calibration :- ( \* ) Without Adjustment  
Function of UUC\* : Temperature Source  
Fresh air setting : Not Available

Cert. No.: 23TM249  
Page : 3 of 3

Calibration Point ( °C )	UUC* Setting ( °C )	UUC* Reading ( °C )	Temperature stability ( ± °C )	Temperature uniformity ( °C )	Overall Variation ( °C )	Uncertainty ( ± °C )	Coverage Factor <i>k</i>
20.0	20.0	19.3	0.32	0.57	1.0	0.60	2

Calibration Point ( °C )	Measured Temperature ( °C )								
	Position								
	1	2	3	4	5	6	7	8	9 (ref.)
20.0	20.086	19.916	20.386	19.976	19.973	19.838	19.837	19.821	19.949

Average\* : The average of 30 values in each position.

Temperature stability : One-half of the greatest maximum difference of measured temperature at any one sensor.

Temperature uniformity : The maximum difference of measured temperatures at any sensors and the measured temperature at the reference location which are observed at the same time or at as close an observation time as possible to determine the temperature pattern or homogeneity within the chamber under steady-state conditions.

Overall Variation : The Difference of the maximum and minimum measured temperatures throughout observation.

UUC\* : Unit Under Calibration

Note : The reported uncertainty of measurement was included stability and excluded uniformity .

The reported uncertainty of measurement was based on a standard uncertainty multiplied by a coverage factor *k*, providing a level of confidence of approximately 95 %.

-o0o-

เอกสารไม่ควบคุม

a 1149512



TECHNOLOGY PROMOTION ASSOCIATION (THAILAND-JAPAN)  
CORPORATE SERVICES 3: EQUIPMENT CALIBRATION AND TESTING SERVICES  
534/4 PATTANAKARN ROAD SOI 18, SUANLUANG, SUANLUANG BANGKOK 10250  
TEL. 0-2717-3000-29 FAX. 0-2719-9484



Cert. No.: 23TM249  
Page : 1 of 3

## Certificate of Calibration

Equipment : BOD Incubator  
Manufacturer : Arco  
Model : UC4-1320  
Serial No. : 13URC4S013201  
ID No. : UAE.WAO.015/2561  
Submitted by : United Analyst and Engineering Consultant Co.,Ltd.  
3 Soi Udomsuk 41, Sukhumvit Road,  
Bangchak, Phrakhanong,  
Bangkok 10260  
Location : Lab Floor 2  
Received Order : 15 February 2023  
Calibration Date : 15 February 2023  
Ambient Temperature : ( 26 ± 10 ) °C  
Relative Humidity : ( 50 ± 30 ) %

Calibrated by : Preecha Hlahib

Approved by :   
Approved Signatory

( ) Pornthippa Tameyakul  
( ✓ ) Malee Butkruea  
( ) Suwit Imjai

Issue Date : 24 February 2023

The Uncertainties are for a confidence probability of approximately 95 %

This certificate may not be reproduced other than in full, except with the prior written  
Approval of the head of Corporate Services 3 : Equipment Calibration and Testing Services.

เอกสารไม่ควบคุม

A 0051476





Equipment : BOD Incubator  
Condition As-Received : Used Item  
Reference : 2302-0297OC-1

Cert. No.: 23TM249  
Page : 2 of 3

**Procedure Used :-**

Calibration were conducted using calibration procedure CP-OT02 according to direct measurement method with Data Acquisition which connected with Resistance Temperature Detector ( RTD ).

The temperature scale used was based on ITS-90.

**Condition of this result of calibration**

1. Reference standard instrument:-

Instrument	Model	Serial No.	Cert. No.	Due Date
1 ) Data Acquisition	34972A	MY57013711	22LM93	02 Jul 2023

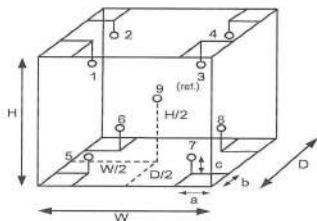
2. This certificate is valid only to the item calibrated on date and place of calibration.

3. This certification is traceable to the International System of Unit.

**Result of Calibration :-** ( \* ) Without Adjustment

**Function of UUC\* :** Temperature Source

**Fresh air setting :** Not Available



**Probe Installation Details :**

a = 10 cm  
b = 10 cm  
c = 10 cm

**Dimension of Chamber :**

D = 0.62 m  
W = 1.2 m  
H = 1.2 m  
Capacity = 0.89 m<sup>3</sup>

Environment during calibration		
	Beginning	Finished
Temp. ( °C )	29	31
REL.Humid. ( % )	63	67
AC Supply ( Volt )	220	220

Position :	Ref. Std. ID No.:
1	22-18RTD-2/1
2	18RTD-2/2
3	18RTD-2/3
4	18RTD-2/4
5	18RTD-2/5
6	18RTD-2/6
7	18RTD-2/7
8	18RTD-2/8
9 (ref.)	18RTD-2/9

เอกสารไม่ควบคุม

4440547



Equipment : BOD Incubator  
Condition As-Received : Used Item  
Reference : 2302-0297OC-1  
**Result of Calibration :-** ( \* ) Without Adjustment  
**Function of UUC\* :** Temperature Source  
**Fresh air setting :** Not Available

Cert. No.: 23TM249  
Page : 3 of 3

Calibration Point ( °C )	UUC* Setting ( °C )	UUC* Reading ( °C )	Temperature stability ( ± °C )	Temperature uniformity ( °C )	Overall Variation ( °C )	Uncertainty ( ± °C )	Coverage Factor k
20.0	20.0	19.3	0.32	0.57	1.0	0.60	2

Calibration Point ( °C )	Measured Temperature ( °C )								
	Position								
	1	2	3	4	5	6	7	8	9 (ref.)
20.0	20.086	19.916	20.386	19.976	19.973	19.838	19.837	19.821	19.949

**Average\* :** The average of 30 values in each position.

**Temperature stability :** One-half of the greatest maximum difference of measured temperature at any one sensor.

**Temperature uniformity :** The maximum difference of measured temperatures at any sensors and the measured temperature at the reference location which are observed at the same time or at as close an observation time as possible to determine the temperature pattern or homogeneity within the chamber under steady-state conditions.

**Overall Variation :** The Difference of the maximum and minimum measured temperatures throughout observation.

**UUC\* :** Unit Under Calibration

**Note :** The reported uncertainty of measurement was included stability and excluded uniformity .

The reported uncertainty of measurement was based on a standard uncertainty multiplied by a coverage factor *k*, providing a level of confidence of approximately 95 %.

-o0o-

เอกสารไม่ควบคุม

a 1149512

**CERTIFICATE OF CALIBRATION**

**Equipment :** COD Test Tube Heater  
**Meter Model :** HI839800-02 **Serial No. :** 1147807  
**Tube Heater :** 25 Vial Capacity **Accuracy :**  $\pm 2^{\circ}\text{C}$   
**Temperature Range :**  $-10^{\circ}\text{C}$  to  $160^{\circ}\text{C}$  **Temperature of Reaction :**  $150^{\circ}\text{C}$   
**Ambient Temperature :**  $(25 \pm 2)^{\circ}\text{C}$  **Relative Humidity :**  $(50 \pm 15)\% \text{ RH}$   
**Manufacturer :** Hanna Instruments **Made in :** Romania  
**Condition As-Received :** Used Product **Reference :** RE230642  
**Customer name :** United Analyst and Engineering Consultant Co., Ltd.  
81 Soi Udomsuk 41, Sukhumvit Rd., Bangchak,  
Phrakhanong, Bangkok 10260  
**Received date :** 21 April 2023  
**Calibrate date :** 28 April 2023  
**Issue date :** 2 May 2023  
**Calibrated Location :** Hanna Instruments (Thailand) Ltd.  
**Calibration Procedure :** This calibrator was conducted by using in-house: calibration procedure  
CP-04 by using certified reference material

**Calibrated by :** ☒ Mr. Pichit Petthong  
☐ Mr. Jakkapob Pentisan  
☐ Mr. Channarong Soinak

**Approved by :** Mr. Anan Suwanchaisakul

Authorized Signatory  


This certificate was certified only for the instrument we calibrated.

This result of calibration was found accurate on date and place of calibration only.

**\*\* This certificate may not be reproduced other than in full, except with the prior written \*\***

approval of the head of Hanna Instrument (Thailand).

เอกสารไม่ควบคุม

**Condition of this calibration result**
**Reference Standard Instruments:**

Instruments	Model	Serial No.	Certificate No.	Traceable
Data Acquisition Switch Unit	34970A	MY44065265	WK2207-065-1	WK Electric Co., Ltd.

**Calibration Result:**
**Measurement Temperature Source Accuracy for COD Reactor**

Capacity (Vial)	Nominal Value ( $^{\circ}\text{C}$ )	Average Value ( $^{\circ}\text{C}$ )	$\pm$ Uncertainty ( $^{\circ}\text{C}$ )	$\pm$ Tolerance of UUC ( $^{\circ}\text{C}$ )	Acceptance Criteria
25 Vial	150.0	150.1	0.60	2	Pass

Figure: Shows the location of the temperature source.

(1A)	(2A)	(3A)	(4A)	(5A)
149.32 $^{\circ}\text{C}$	150.07 $^{\circ}\text{C}$	150.50 $^{\circ}\text{C}$	149.79 $^{\circ}\text{C}$	150.07 $^{\circ}\text{C}$
(1B)	(2B)	(3B)	(4B)	(5B)
149.68 $^{\circ}\text{C}$	149.85 $^{\circ}\text{C}$	150.84 $^{\circ}\text{C}$	150.52 $^{\circ}\text{C}$	149.69 $^{\circ}\text{C}$
(1C)	(2C)	(3C)	(4C)	(5C)
149.99 $^{\circ}\text{C}$	150.71 $^{\circ}\text{C}$	151.35 $^{\circ}\text{C}$	151.05 $^{\circ}\text{C}$	150.46 $^{\circ}\text{C}$
(1D)	(2D)	(3D)	(4D)	(5D)
150.00 $^{\circ}\text{C}$	150.50 $^{\circ}\text{C}$	150.08 $^{\circ}\text{C}$	149.90 $^{\circ}\text{C}$	149.85 $^{\circ}\text{C}$
(1E)	(2E)	(3E)	(4E)	(5)
149.44 $^{\circ}\text{C}$	150.06 $^{\circ}\text{C}$	150.56 $^{\circ}\text{C}$	150.11 $^{\circ}\text{C}$	149.51 $^{\circ}\text{C}$

Remark: The Acceptance criteria is the error value plus or minus the Measurement Uncertainty, and then Not More than the Tolerance value of UUC, therefore concluded that pass.

The reported uncertainty of measurement was based on standard uncertainty multiplied by a coverage factor  $k=2$ , providing a level of confidence of approximately 95%.

**\*\* End of certificate \*\***

เอกสารไม่ควบคุม

**CERTIFICATE OF CALIBRATION**

**Equipment :** COD Test Tube Heater  
**Meter Model :** HI839800-02 **Serial No. :** H018500I  
**Tube Heater :** 25 Vial Capacity **Accuracy :**  $\pm 2^{\circ}\text{C}$   
**Temperature Range :**  $-10^{\circ}\text{C}$  to  $160^{\circ}\text{C}$  **Temperature of Reaction :**  $150^{\circ}\text{C}$   
**Ambient Temperature :**  $(25 \pm 2)^{\circ}\text{C}$  **Relative Humidity :**  $(50 \pm 15)\% \text{ RH}$   
**Manufacturer :** Hanna Instruments **Made in :** Romania  
**Condition As-Received :** Used Product **Reference :** RE230392  
**Customer name :** United Analyst and Engineering Consultant Co., Ltd.  
3 Soi Udomsuk 41, Sukhumvit Rd., Bangchak,  
Phrakhanong, Bangkok 10260  
**Received date :** 8 March 2023  
**Calibrate date :** 10 March 2023  
**Issue date :** 20 March 2023  
**Calibrated Location :** Hanna Instruments (Thailand) Ltd.  
**Calibration Procedure :** This calibrator was conducted by using in-house; calibration procedure  
CP-04 by using certified reference material.

☒ Mr. Pichit Petthong

**Calibrated by :** ☐ Mr. Jakkapob Pentisan  
☐ Mr. Channarong Soinak

**Approved by :** Mr. Anan Suwanchaisakul

Authorized Signatory  


This certificate was certified only for the instrument we calibrated.

This result of calibration was found accurate on date and place of calibration only.

\*\* This certificate may not be reproduced other than in full, except with the prior written \*\*

approval of the head of Hanna Instrument (Thailand).

**เอกสารไม่ควบคุม**
**Condition of this calibration result**
**Reference Standard Instruments:**

Instruments	Model	Serial No.	Certificate No.	Traceable
Data Acquisition Switch Unit	34970A	MY44065265	WK2207-065-1	WK Electric Co., Ltd.

**Calibration Result:**
**Measurement Temperature Source Accuracy for COD Reactor**

Capacity (Vial)	Nominal Value ( $^{\circ}\text{C}$ )	Average Value ( $^{\circ}\text{C}$ )	$\pm$ Uncertainty ( $^{\circ}\text{C}$ )	$\pm$ Tolerance of UUC ( $^{\circ}\text{C}$ )	Acceptance Criteria
25 Vial	150.0	150.3	0.59	2	Pass

Figure: Shows the location of the temperature source.

(1A)	(2A)	(3A)	(4A)	(5A)
149.78 $^{\circ}\text{C}$	150.31 $^{\circ}\text{C}$	150.63 $^{\circ}\text{C}$	149.93 $^{\circ}\text{C}$	150.31 $^{\circ}\text{C}$
(1B)	(2B)	(3B)	(4B)	(5B)
150.35 $^{\circ}\text{C}$	150.18 $^{\circ}\text{C}$	149.93 $^{\circ}\text{C}$	150.18 $^{\circ}\text{C}$	150.21 $^{\circ}\text{C}$
(1C)	(2C)	(3C)	(4C)	(5C)
150.24 $^{\circ}\text{C}$	151.10 $^{\circ}\text{C}$	150.80 $^{\circ}\text{C}$	150.36 $^{\circ}\text{C}$	150.86 $^{\circ}\text{C}$
(1D)	(2D)	(3D)	(4D)	(5D)
150.16 $^{\circ}\text{C}$	149.77 $^{\circ}\text{C}$	150.22 $^{\circ}\text{C}$	150.67 $^{\circ}\text{C}$	150.43 $^{\circ}\text{C}$
(1E)	(2E)	(3E)	(4E)	(5E)
149.94 $^{\circ}\text{C}$	150.44 $^{\circ}\text{C}$	150.06 $^{\circ}\text{C}$	150.63 $^{\circ}\text{C}$	149.29 $^{\circ}\text{C}$

Remark: The Acceptance criteria is the error value plus or minus the Measurement Uncertainty, and then Not  
More than the Tolerance value of UUC, therefore concluded that pass.

The reported uncertainty of measurement was based on standard uncertainty multiplied by a coverage factor  
 $k=2$ , providing a level of confidence of approximately 95%.

\*\* End of certificate \*\*

**เอกสารไม่ควบคุม**




## Verification Certificate

**Certificate No.:** 2302413-001-01  
**Client name:** UNITED ANALYST AND ENGINEERING CONSULTANT CO., LTD.  
**Address:** 3 Soi Udomsuk 41, Sukhumvit Road,  
 Bangchack, Prakhnong, Bangkok 10260

Page 1 of 4

**Equipment:** HEATING BLOCK DIGESTION  
**Manufacturer:** FOSS  
**Model:** 2520  
**Serial No.:** 91794469  
**ID No.:** UAE.WAS.011/2560  
**Order No.:** 2302413  
**Operation No.:** 2302413-001  
**Date of Receipt:** 28 March 2023  
**Date of Calibration:** 30-31 March 2023

**Calibrated by** Mr.Nuttapol Niyomchat  
 Specialist

**Approved by**   
 ( Mr.Pheraphat Tuanjit )  
 Manager, Division of Calibration Laboratory  
 Responsible for the Technical Management Team

**Date of Issue:** 10 April 2023

**The uncertainties are for a confidence probability of approximately 95 %.**

This Certificate is issued in accordance with the conditions of accreditation granted by the Thai Laboratory Accreditation scheme which has assessed the measurement capability of the laboratory and its traceability to recognized national standards and to the units of measurement realized at the corresponding national standards laboratory. This certificate may not be reproduced other than in full except with the prior written approval of the National Food Institute.

F-CS-009 Revision: 01 Date: 20-04-65

## Verification Report

**Certificate No.:** 2302413-001-01  
**Equipment:** HEATING BLOCK DIGESTION  
 Model: 2520 Serial No.: 91794469  
 Resolution: 1 °C ID No.: UAE.WAS.011/2560  
 Manufacturer: FOSS  
**Date of Calibration:** 30-31 March 2023

Page 2 of 4

**Location:** Laboratory Room, NATIONAL FOOD INSTITUTE  
**Environment Condition:** Ambient Temperature ( 25 ± 3 ) °C  
 Relative Humidity ( 55 ± 15 ) %  
 Line Voltage ( 220 ± 10 ) Volt

### Condition of this results of Calibration:

- This instrument was calibrated by insert standard thermocouples type R into its heating block digestion and compared to temperature obtained from reference standards thermometer at calibrated point.  
 - The temperature scale used was based on ITS - 90 .  
 - All data show below were final values and the initial data may be obtained upon request.

### 2. Reference Standard Instrument :

Instrument	Model	Serial No.	Certificate No.	Due Date	Through
Digital Thermometer with Thermocouple	34970A	MY44045576/MY41194453	TC22/0044	5-May-2023	N.M. Technical Center Laboratory
	Type R	TC#101-103 / CH#101-103			

- This certificate is traceable to international system of units (SI Units).
- This certificate was certified only for the instrument we calibrated.
- This result of calibration was found accurate as shown on date and place of calibration only.
- Condition of Calibrated item : Good

UUC\* Description

Time of Record - Hour 30 Minute At 380 °C

7. Result of Calibration : ☒ Without adjustment ☐ After adjustment

F-CS-009 Revision: 01 Date: 20-04-65

## Verification Report

**Certificate No.:** 2302413-001-01  
**Equipment:** HEATING BLOCK DIGESTION  
 Model: 2520 Serial No.: 91794469  
 Resolution: 1 °C ID No.: UAE.WAS.011/2560  
 Manufacturer: FOSS

**Date of Calibration:** 30-31 March 2023

Page 3 of 4

**Calibration point:** 380 °C

**Calibration result:**

### Reporting of Temperature

Block No.	UUC* Setting (°C)	UUC* Reading (°C)	Stability (± °C)	Standard Thermometer (°C)	Uncertainty (± °C)
1	380	380	0.96	377.74	2.1
2	380	380	0.40	377.28	2.1
3	380	380	1.18	377.82	2.1
4	380	380	0.44	377.19	1.6
5	380	380	0.11	377.30	1.6
6	380	380	0.14	377.90	1.6
7	380	380	1.17	373.85	2.1
8	380	380	0.33	376.96	2.1
9	380	380	0.14	374.18	2.1
10	380	380	0.96	378.56	2.0
11	380	380	1.04	378.34	2.0
12	380	380	0.35	378.06	2.0
13	380	380	0.48	377.05	1.6
14	380	380	0.38	379.19	1.6
15	380	380	0.50	377.48	1.6
16	380	380	0.48	378.33	1.7
17	380	380	0.71	377.60	1.7
18	380	380	0.35	376.77	1.7
19	380	380	0.84	377.06	1.8
20	380	380	0.41	378.58	1.8

### Note:

- UUC\* = Unit Under Calibration
- Immersion depth of standard thermometer in tube level high of sand is equal heater plate of UUC.
- Stability = One-half of the greatest maximum difference of measured temperatures at one sensors, for at least half an hour after reaching steady state.



## Verification Report

**Certificate No.:** 2302413-001-01  
**Equipment:** HEATING BLOCK DIGESTION  
 Model: 2520 Serial No.: 91794469  
 Resolution: 1 °C ID No.: UAE.WAS.011/2560  
 Manufacturer: FOSS

**Date of Calibration:** 30-31 March 2023

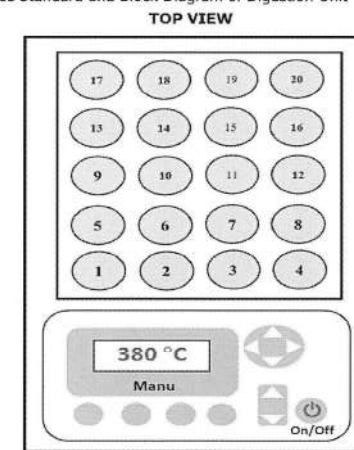
Page 4 of 4

**Calibration point:** 380 °C

**Calibration result:**

Continued

Figure 1. Location of Reference Standard and Block Diagram of Digestion Unit



Sensor Installation Location

### Note:

- UUC\* = Unit Under Calibration
- Immersion depth of standard thermometer in tube level high of sand is equal heater plate of UUC.
- Stability = One-half of the greatest maximum difference of measured temperatures at one sensors, for at least half an hour after reaching steady state.

The report uncertainty of measurement was based on standard uncertainty multiplied by coverage factor providing a level of confidence of approximately 95 %.

----- End -----








TECHNOLOGY PROMOTION ASSOCIATION (THAILAND-JAPAN)  
CORPORATE SERVICES 3: EQUIPMENT CALIBRATION AND TESTING SERVICES  
534/4 PATTANAKARN ROAD SOI 18, SUANLUANG, SUANLUANG BANGKOK 10250  
TEL. 0-2717-3000-29 FAX. 0-2719-9484



Cert. No.: 23TM728  
Page : 1 of 3

## Certificate of Calibration

**Equipment :** Incubator  
**Manufacturer :** Memmert  
**Model :** IPP 260  
**Serial No. :** V616.0066  
**ID No. :** UAE.MIC.032/2559  
**Submitted by :** United Analyst and Engineering Consultant Co.,Ltd.  
3 Soi Udomsuk 41, Sukhumvit Road,  
Bangchak, Phrakhanong,  
Bangkok 10260  
**Location :** Microbiology Laboratory (302)  
**Received Order :** 27 April 2023  
**Calibration Date :** 27 - 28 April 2023  
**Ambient Temperature :** ( 26 ± 10 ) °C  
**Relative Humidity :** ( 50 ± 30 ) %  
**Calibrated by :** Tawatchai Pama  
**Approved by :**   
( ) Pornthippa Tameyakul  
(✓) Malee Butkruea  
( ) Suwit Imjai  
**Issue Date :** 11 May 2023

The Uncertainties are for a confidence probability of approximately 95%

This certificate may not be reproduced other than in full, except with the prior written  
Approval of the head of Corporate Services 3 : Equipment Calibration and Testing Services.

เอกสารไม่ควบคุม



**Equipment :** Incubator  
**Condition As-Received :** Used Item  
**Reference :** 2304-0461OC-6  
**Result of Calibration :-** ( \* ) Without Adjustment  
**Function of UUC\* :** Temperature Source  
**Fresh air setting :** Close

Cert. No.: 23TM728  
Page : 3 of 3

Calibration Point ( °C )	UUC* Setting ( °C )	UUC* Reading ( °C )	Temperature stability ( ± °C )	Temperature uniformity ( °C )	Overall Variation ( °C )	Coverage Factor k
25.0	25.0	25.0	0.020	0.81	1.2	2
36.0	36.0	36.0	0.15	1.1	1.6	2

Calibration Point ( °C )	Measured Temperature ( °C )									Uncertainty  ( ± °C )
	Position									
	1	2	3	4	5	6	7	8	9 (ref.)	
25.0	25.541	25.354	25.388	25.278	24.341	24.349	24.379	24.455	24.747	0.30
36.0	35.275	35.351	35.768	35.941	36.543	36.590	36.653	36.728	36.232	0.39

**Average\* :** The average of 30 values in each position.

**Temperature stability :** One-half of the greatest maximum difference of measured temperature at any one sensor.

**Temperature uniformity :** The maximum difference of measured temperatures at any sensors and the measured temperature at the reference location which are observed at the same time or at as close an observation time as possible to determine the temperature pattern or homogeneity within the chamber under steady-state conditions.

**Overall Variation :** The Difference of the maximum and minimum measured temperatures throughout observation.

**UUC\* :** Unit Under Calibration

**Note :** The reported uncertainty of measurement was included stability and excluded uniformity .

The reported uncertainty of measurement was based on a standard uncertainty multiplied by a coverage factor *k*, providing a level of confidence of approximately 95 %.

-o0o-

เอกสารไม่ควบคุม





Equipment : Incubator  
Condition As-Received : Used Item  
Reference : 2304-0461OC-6  
Procedure Used :-

Cert. No.: 23TM728  
Page : 2 of 3

Calibration were conducted using calibration procedure CP-OT02 according to direct measurement method with Data Acquisition which connected with Resistance Temperature Detector ( RTD ).

The temperature scale used was based on ITS-90.

**Condition of this result of calibration**

1. Reference standard instrument:-

Instrument	Model	Serial No.	Cert. No.	Due Date
1 ) Data Acquisition	34972A	MY57013711	22LM93	02 Jul 2023

2. This certificate is valid only to the item calibrated on date and place of calibration.

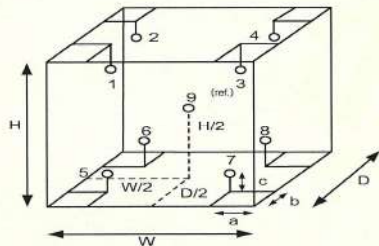
3. This certification is traceable to the International System of Unit.

**Result of Calibration :-** ( \* ) Without Adjustment

**Function of UUC\* :** Temperature Source

**Fresh air setting :** Close

Environment during calibration		
	Beginning	Finished
Temp. ( °C )	25	22
REL Humid. ( % )	76	83
AC Supply ( Volt )	231	231



Position :	Ref. Std. ID No.:
1	22-18RTD-2/1
2	18RTD-2/2
3	18RTD-2/3
4	18RTD-2/4
5	18RTD-2/5
6	18RTD-2/6
7	18RTD-2/7
8	18RTD-2/8
9 (ref.)	18RTD-2/9

**Probe Installation Details :**

a = 10 cm  
b = 10 cm  
c = 10 cm

**Dimension of Chamber :**

D = 0.50 m  
W = 0.64 m  
H = 0.80 m  
Capacity = 0.26 m<sup>3</sup>

เอกสารไม่ค



TECHNOLOGY PROMOTION ASSOCIATION (THAILAND-JAPAN)  
CORPORATE SERVICES 3: EQUIPMENT CALIBRATION AND TESTING SERVICES  
534/4 PATTANAKARN ROAD SOI 18, SUANLUANG, SUANLUANG BANGKOK 10250  
TEL. 0-2717-3000-29 FAX. 0-2719-9484



Cert. No.: 23TM378  
Page : 1 of 3

## Certificate of Calibration

Equipment : Incubator  
Manufacturer : Memmert  
Model : IPP 260  
Serial No. : V615.0187  
ID No. : UAE.MIC.003/2559  
Submitted by : United Analyst and Engineering Consultant Co.,Ltd.  
3 Soi Udomsuk 41, Sukhumvit Road,  
Bangchak, Phrakhanong,  
Bangkok 10260  
Location : Microbiology Laboratory  
Received Order : 11 April 2023  
Calibration Date : 12 April 2023  
Ambient Temperature : ( 26 ± 10 ) °C  
Relative Humidity : ( 50 ± 30 ) %  
Calibrated by : Preecha Hlahib  
Approved by :   
( ) Pornthippa Tameyakul  
( / ) Malee Butkruea  
( ) Suwit Imjai  
Issue Date : 24 April 2023

The Uncertainties are for a confidence probability of approximately 95%

This certificate may not be reproduced other than in full, except with the prior written  
Approval of the head of Corporate Services 3 : Equipment Calibration and Testing Services.

เอกสารไม่ควบคุม



Equipment : Incubator  
Condition As-Received : Used Item  
Reference : 2304-0155OC-1  
Procedure Used :-

Cert. No.: 23TM378  
Page : 2 of 3

Calibration were conducted using calibration procedure CP-OT02 according to direct measurement method with Data Acquisition which connected with Resistance Temperature Detector ( RTD ).

The temperature scale used was based on ITS-90.

#### Condition of this result of calibration

1. Reference standard instrument:-

Instrument	Model	Serial No.	Cert. No.	Due Date
1 ) Data Acquisition	34972A	MY49001451	23LM27	25 Feb 2024

2. This certificate is valid only to the item calibrated on date and place of calibration.

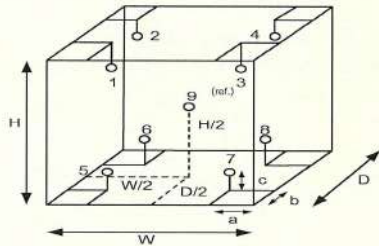
3. This certification is traceable to the International System of Unit.

**Result of Calibration :-** ( \* ) Without Adjustment

**Function of UUC\* :** Temperature Source

**Fresh air setting :** Not Available

Environment during calibration		
	Beginning	Finished
Temp. ( °C )	25	26
REL.Humid. ( % )	57	61
AC Supply ( Volt )	220	220



Position :	Ref. Std. ID No.:
1	19RTD-2/1
2	19RTD-2/2
3	19RTD-2/3
4	19RTD-2/4
5	19RTD-2/5
6	19RTD-2/6
7	19RTD-2/7
8	19RTD-2/8
9 (ref.)	19RTD-2/9

#### Probe Installation Details :

a = 5.0 cm  
b = 5.0 cm  
c = 5.0 cm

#### Dimension of Chamber :

D = 0.50 m  
W = 0.64 m  
H = 0.80 m  
Capacity = 0.26 m<sup>3</sup>

เอกสารไม่



Equipment : Incubator  
Condition As-Received : Used Item  
Reference : 2304-0155OC-1  
**Result of Calibration :-** ( \* ) Without Adjustment  
**Function of UUC\* :** Temperature Source  
**Fresh air setting :** Not Available

Cert. No.: 23TM378  
Page : 3 of 3

Calibration Point ( °C )	UUC* Setting ( °C )	UUC* Reading ( °C )	Temperature stability ( ± °C )	Temperature uniformity ( °C )	Overall Variation ( °C )	Coverage Factor k
35.0	35.0	35.0	0.052	0.53	0.60	2

Calibration Point ( °C )	Measured Temperature ( °C )									Uncertainty  ( ± °C )
	Position									
	1	2	3	4	5	6	7	8	9 (ref.)	
35.0	35.092	35.148	34.817	35.149	34.894	35.323	34.773	35.058	34.802	0.30

**Average\* :** The average of 30 values in each position.

**Temperature stability :** One-half of the greatest maximum difference of measured temperature at any one sensor.

**Temperature uniformity :** The maximum difference of measured temperatures at any sensors and the measured temperature at the reference location which are observed at the same time or at as close an observation time as possible to determine the temperature pattern or homogeneity within the chamber under steady-state conditions.

**Overall Variation :** The Difference of the maximum and minimum measured temperatures throughout observation.

**UUC\* :** Unit Under Calibration

**Note :** The reported uncertainty of measurement was included stability and excluded uniformity .

The reported uncertainty of measurement was based on a standard uncertainty multiplied by a coverage factor *k*, providing a level of confidence of approximately 95 %.

-o0o-

เอกสารไม่





TECHNOLOGY PROMOTION ASSOCIATION (THAILAND-JAPAN)  
CORPORATE SERVICES 3: EQUIPMENT CALIBRATION AND TESTING SERVICES  
534/4 PATTANAKARN ROAD SOI 18, SUANLUANG, SUANLUANG BANGKOK 10250  
TEL. 0-2717-3000-29 FAX. 0-2719-9484



Cert. No.: 23TM377  
Page : 1 of 3

## Certificate of Calibration

**Equipment :** Water Bath  
**Manufacturer :** Memmert  
**Model :** WNE 14  
**Serial No. :** L414.1410  
**ID No. :** UAE.MIC.007/2558  
**Submitted by :** United Analyst and Engineering Consultant Co.,Ltd.  
3 Soi Udomsuk 41, Sukhumvit Road,  
Bangchak, Phrakhanong,  
Bangkok 10260  
**Location :** Microbiology Laboratory (302)  
**Received Order :** 11 April 2023  
**Calibration Date :** 12 April 2023  
**Ambient Temperature :** ( 26 ± 10 ) °C  
**Relative Humidity :** ( 50 ± 30 ) %

**Calibrated by :** Preecha Hlahib

**Approved by :**

Approved Signatory

( ) Pornthippa Tameyakul  
( / ) Malee Butkruea  
( ) Suwit Imjai

**Issue Date :** 24 April 2023

The Uncertainties are for a confidence probability of approximately 95%

This certificate may not be reproduced other than in full, except with the prior written  
Approval of the head of Corporate Services 3 : Equipment Calibration and Testing Services.

เอกสารไม่ควบคุม

A 0053356



**Equipment :** Water Bath  
**Condition As-Received :** Used Item  
**Reference :** 2304-0155OC-4  
**Result of Calibration :-** ( \* ) Without Adjustment  
**Function of UUC\* :** Temperature Source

Cert. No.: 23TM377  
Page : 3 of 3

Calibration point ( °C )	UUC* Setting ( °C )	UUC* Reading ( °C )	Average* Standard Reading ( °C )					Uncertainty
			Position					
			1	2	3	4	5 (ref.)	( ± °C )
44.5	44.5	44.5	44.494	44.459	44.477	44.507	44.498	0.15

Calibration point ( °C )	Uniformity ( °C )	Stability ( ± °C )	Coverage Factor k
44.5	0.13	0.056	2

**Average\* :** The average of 30 values in each position.

**Uniformity :** The maximum difference of measured temperatures at any sensors and the measured temperature at the reference location which are observed at the same time or at as close an observation time as possible to determine the temperature pattern or homogeneity within the chamber under steady-state conditions.

**Stability :** One-half of the greatest maximum difference of measured temperature at any one probe.

**UUC\* :** Unit Under Calibration

**Note :** The reported uncertainty of measurement was included stability and excluded uniformity.

The reported uncertainty of measurement was based on a standard uncertainty multiplied by a coverage factor  $k$ , providing a level of confidence of approximately 95 %.

-o0o-

เอกสารไม่ควบคุม

a 1158266





Equipment : Water Bath  
Condition As-Received : Used Item  
Reference : 2304-0155OC-4  
Procedure Used :-

Cert. No.: 23TM377  
Page : 2 of 3

Calibration were conducted using in-house calibration procedure CP-OT04 according to direct measurement method with Data Acquisition which connected with Industrial Platinum Resistance Thermometer ( IPRT ).

The temperature scale used was based on ITS-90.

#### Condition of this result of calibration

1. Reference standard instrument:-

Instrument	Model	Serial No.	Cert. No.	Due Date
1 ) Data Acquisition	34972A	MY49001451	23LM27	25 Feb 2024

2. This certificate is valid only to the item calibrated on date and place of calibration.

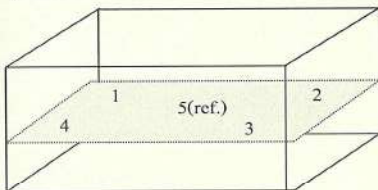
3. This certification is traceable to the International System of Unit.

**Result of Calibration :-** ( \* ) Without Adjustment

**Function of UUC\* :** Temperature Source

**Heat transfer medium used :** Water

	Environmental		AC Voltage Supply
	( °C )	( %R.H. )	( Volt )
Beginning of Calibration	27	65	220
Finished of Calibration	30	70	221



Front

Position :	Ref. Std. ID No.:
1	N37P301419
2	N37P300732
3	N37P301420
4	N37P301421
5(ref.)	N37P301425

เอกสารไม่ควบคุม

a 1158267



## Certificate of Calibration

Equipment:	Balance	Certificate No.:	C01223732
Model:	PX623	Issued Date:	09 December 2022
Serial No. (or ID.):	C236754745	Job No.:	KSPR2215576
Manufacturer:	Ohaus	Page:	1 of 2
Condition:	New		

**Customer:** United Analyst and Engineering Consultant Co., Ltd.  
3 Soi Udomsuk 41, Sukhumvit Road, Bangchak Sub-District,  
Phrakhanong District, Bangkok, THAILAND 10260

**Environment Condition:** Temperature 26 °C ± 0.5 °C  
Humidity 53 %RH ± 3.9 %RH

**Calibration Place:** United Analyst and Engineering Consultant Co., Ltd. (301 Microbiology Room)  
3 Soi Udomsuk 41, Sukhumvit Road, Bangchak Sub-District,  
Phrakhanong District, Bangkok, THAILAND 10260

**Calibration By:** Mr. Adisai Maknoi

**Calibration Date:** 09 December 2022

**The Method used:** In-house method, CAL-WI-47, based on UKAS Lab 14

**Traceability:** This certificate is traceable to the SI Units maintained by National Institute of Metrology (NIMT), Thailand through DKSH Technology Co., Ltd. Certificate No. C02221765

(Mr. Adisai Maknoi)

Person in charge

(Mr. Rungrod Jenkitrakulchai)

Authorized signatory

This certificate is issued the units of measurement according to the International System of Units (SI). It provides traceability of measurement to international or national standard or other recognized national standard laboratories.

The measurement uncertainty stated is the expanded uncertainty which is obtained from the standard uncertainty multiplied by the coverage factor (k=2) to provide a level of confidence of approximately 95%. It is determined in accordance with the Guide to Expression of Uncertainty in Measurement (GUM).

These results may be affected by deviations from specified conditions. The results relate only to the items tested, calibrated or sampled. The report shall not be reproduced except in full without approval of DKSH Technology Limited.

บริษัท ดีเคเอส เอช เทคโนโลยี จำกัด  
DKSH Technology Limited  
2533 ถนนสุขุมวิท แขวงบางจาก เขตพระโขนง กรุงเทพมหานคร 10260  
Phone: +66 2638 7000 Email: info.calibration@dksh.com Website: www.dksh.com/scientific-thailand

Delivering Growth – in Asia and Beyond.




เอกสารไม่ควบคุม

CAL-FM-C01-14: 12 Sep 2022

### Calibration Results:

#### Without Adjustment

**Eccentric Error:** Weight to be 1/3 or 1/2 of Maximum capacity, taken from the center of the pan as a zero reference.

			Nominal Test Value 200 (g)				
Reference Points (g)							
A	B	C	D	E			
-	0.000	0.000	0.000	0.000			

**Repeatability:** Determination of the standard deviation of weighing balance., Readability 0.001 (g)

Nominal test value (g)	Standard Deviation
50	0.0004
500	0.0005

**Error of Indication from nominal or conventional mass value.,** Readability 0.001 (g)

Nominal Value (g)	Conventional Mass (g)	Displayed Value (g)	Error of Indication (g)	Uncertainty (g)	k
1	1.0000	1.000	0.000	0.0010	2.03
5	5.0001	5.000	0.000	0.0010	2.03
10	10.0001	10.000	0.000	0.0010	2.03
20	20.0001	20.000	0.000	0.0010	2.03
50	50.0001	50.000	0.000	0.0010	2.03
100	100.0001	100.000	0.000	0.0011	2.03
200	200.0004	200.000	0.000	0.0011	2.02
300	300.0005	300.000	-0.001	0.0013	2.01
400	400.0008	400.001	0.000	0.0014	2.01
500	500.0003	500.000	0.000	0.0017	2.00
600	600.0004	600.000	0.000	0.0019	2.00

The End of Certificate

### Statements of conformity:

This conformity certificate documents the validity of the following statements of conformity based on the measurement results of corresponding calibration certificate:

The error of indication determined during calibration are under given measurement and environmental conditions and considering the expanded measurement uncertainty (coverage probability 95%) within the specification. The given measurement uncertainty already includes other all effects by according to the standard method, UKAS Lab14. Therefore, those parameters have not been assessed separately.

#### Tolerance and Decision rules:

Assessment of the conformity of the measurement device are done based on direct comparison of the relevant measurement results with the tolerances and decision rule are prescribed by the customer.

- Decision rule : ☐ Choice A Binary Statement for Simple Acceptance Rule ( $w = 0$ ), Specific Risk < 50% PFA.
- ☒ Choice B Non-binary statement with guard band ( $w = 1$  U), Pass or Fail Specific Risk < 2.5% PFA and Condition Pass or Condition Fail Specific Risk < 50% PFA.
- ☐ Choice C Customer defined, Customers may define arbitrary multiple of  $r$  to have applied as guard band ( $w = r$  U) .  
; PFA – Probability of False Accept

(Mr. Rungrod Jenkitrakulchai)  
Authorized signatory



Refer to Certificate No.: C01223732

Page: 2 of 2

## Statements of conformity:

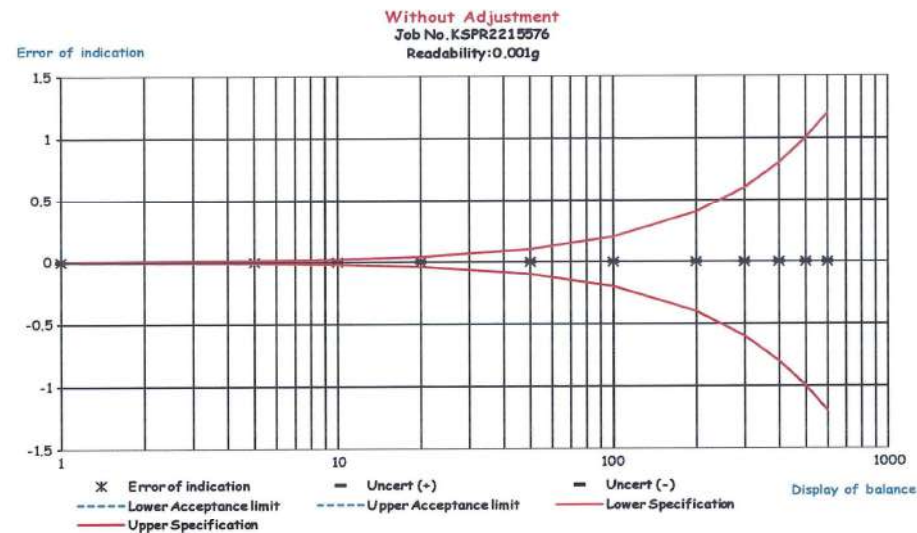
Without Adjustment

Readability: 0.001 g

Nominal Value g	Error of indication g	Guard band (w) g	Tolerance ( $\pm$ ) g	Conformity
1	0.000	0.0010	0.002	Pass
5	0.000	0.0010	0.010	Pass
10	0.000	0.0010	0.020	Pass
20	0.000	0.0010	0.040	Pass
50	0.000	0.0010	0.100	Pass
100	0.000	0.0011	0.200	Pass
200	0.000	0.0011	0.400	Pass
300	-0.001	0.0013	0.600	Pass
400	0.000	0.0014	0.800	Pass
500	0.000	0.0017	1.000	Pass
600	0.000	0.0019	1.200	Pass

The validity of the statements of conformity cannot be guaranteed for different places of use, environmental conditions or improper use.

The End of Statements of conformity







## Certificate of Calibration

**Equipment:** Autoclave  
**Model:** CL-40L  
**Serial No. (or ID.):** 810010  
**Manufacturer:** ALP  
**Condition:** In Condition

**Certificate No.:** C11230106  
**Issued Date:** 11 June 2023  
**Job No.:** KSPR2308770  
**Page:** 1 of 4

**Customer:** United Analyst and Engineering Consultant Company Limited.  
3 Soi Udomsuk 41 Sukhumvit Road,  
Bangkok, Prakanong, Bangkok 10260 Thailand.

**Environment Condition:** Temperature: 22 °C ± 0.8 °C  
Humidity: 58 %RH ± 4.0 %RH  
Voltage: 229 VAC ± 1.3 VAC

**Calibration Place:** United Analyst and Engineering Consultant Company Limited. (301 Room)  
3 Soi Udomsuk 41 Sukhumvit Road,  
Bangkok, Prakanong, Bangkok 10260 Thailand.

**Calibration By:** Mr. Amornthep Phumpho

**Calibration Date:** 09 June 2023

**The Method used:** In house method, CAL-WI-18, base on BS 2646 : Part 5

**Traceability:** This certificate is traceable to the SI Units maintained by National Institute of Metrology (NIMT), Thailand through Quality reborn Co., Ltd.  
Certificate No.QR23-0086

(Mr. Amornthep Phumpho)

Person in charge

(Mr. Udon Srichana)

Authorized signatory

This certificate is issued the units of measurement according to the International System of Units (SI). It provides traceability of measurement to international or national standard or other recognized national standard laboratories.

The measurement uncertainty stated is the expanded uncertainty which is obtained from the standard uncertainty multiplied by the coverage factor (k=2) to provide a level of confidence of approximately 95%. It is determined in accordance with the Guide to Expression of Uncertainty in Measurement (GUM).

These results may be affected by deviations from specified conditions. The results relate only to the items tested, calibrated or sampled. The report shall not be reproduced except in full without approval of DKSH Technology Limited.

บริษัท ดีเคเอสเอช เทคโนโลยี จำกัด  
DKSH Technology Limited  
2533 ถนนสุขุมวิท แขวงบางจาก เขตพระโขนง กรุงเทพมหานคร 10260  
2533 Sukhumvit Road, Bangchak, Phrakhanong, Bangkok 10260  
Phone: +66 2639 7000 Email: info.calibration@dksh.com Website: www.dksh.com/scientific-thailand

Delivering Growth - in Asia and Beyond.

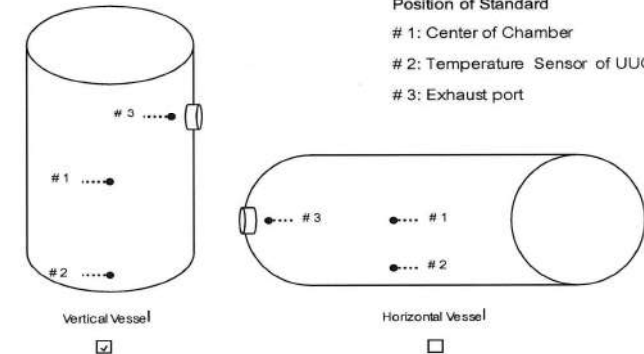
เอกสารไม่ควบคุม

CAL-FM-C11-15: 12 Sep 2022



Certificate No.: C11230106

Page: 2 of 4



**Position of Standard**  
# 1: Center of Chamber  
# 2: Temperature Sensor of UUC  
# 3: Exhaust port

### Standard Installation Locations

**Standard Locations (#1):** Geometric center of the chamber  
**Standard Locations (#2):** Distance from temperature sensor of UUC 2 (cm.)  
**Standard Locations (#3):** Distance from the wall 5 (cm.)

Position of Std	#1	#2	#3
Channel of Logger	4	5	6

### Definitions

**Indicating Temperature:** The average reading of indicating device which forms the integral part of the enclosure.

**Measured Temperature:** The average reading of standards at any positions or location.

**Measured Stability:** The one-half of greatest maximum difference of measured temperatures at any one probe.

บริษัท ดีเคเอสเอช เทคโนโลยี จำกัด  
DKSH Technology Limited  
2533 ถนนสุขุมวิท แขวงบางจาก เขตพระโขนง กรุงเทพมหานคร 10260  
2533 Sukhumvit Road, Bangchak, Phrakhanong, Bangkok 10260  
Phone: +66 2639 7000 Email: info.calibration@dksh.com Website: www.dksh.com/scientific-thailand

Delivering Growth - in Asia and Beyond.

เอกสารไม่ควบคุม

CAL-FM-C11-15: 12 Sep 2022

### Calibration Results:

#### Without adjustment

Measurement Temperature at Spread Locations, Indicating of Unit Under Calibration: 115.0 °C

Locations	Measured Temperature (°C)	Correction of UUC. (°C)	Uncertainty (± °C)
#1	115.34	0.34	0.35
#2	115.43	0.43	0.35
#3	115.43	0.43	0.35

#### Temperature Distribution

Temperature			Pressure	Measured Temperature at Spread Locations			Uncertainty (± °C)*
Desired (°C)	Setting (°C)	Indicating (°C)	Indicating Mpa	#1 (°C)	#2 (°C)	#3 (°C)	
115	115	115.0	0.08	115.34	115.43	115.43	0.35

#### Chamber Characterization

Indicating Temperature (°C)	Indicating Pressure Mpa	Measured Stability (± °C)
115.0	0.08	0.15

Note: \* Maximum uncertainty of the each position

Record every 10 seconds after reaching steady state or after one achieved complete cycle.

### Without adjustment

Measurement Temperature at Spread Locations, Indicating of Unit Under Calibration: 121.0 °C

Locations	Measured Temperature (°C)	Correction of UUC. (°C)	Uncertainty (± °C)
#1	121.34	0.34	0.35
#2	121.40	0.40	0.35
#3	121.26	0.26	0.35

#### Temperature Distribution

Temperature			Pressure	Measured Temperature at Spread Locations			Uncertainty (± °C)*
Desired (°C)	Setting (°C)	Indicating (°C)	Indicating Mpa	#1 (°C)	#2 (°C)	#3 (°C)	
121	121	121.0	0.12	121.34	121.40	121.26	0.35

#### Chamber Characterization

Indicating Temperature (°C)	Indicating Pressure Mpa	Measured Stability (± °C)
121.0	0.12	0.07

Note: \* Maximum uncertainty of the each position

Record every 10 seconds after reaching steady state or after one achieved complete cycle.

The End of Certificate